

2023 Standard Duathlon World Championships Ibiza

Age group - Nemenkénti eredménylista

Age Group Overall Men

Hely.	Kat.h.	Rsz	Név	Nemzet.	1st Run	1st Transition	Bike	2nd Transition	2nd Run (Finish)	Cél idő
1	1	2018	David Bernard	FRA	32:20	0:46	57:44	0:44	17:56	1:49:29
2	2	2019	Rémi Jauzac	FRA	32:03	0:43	58:03	0:46	18:12	1:49:44
3	1	2005	Adam Dart	GBR	32:35	0:54	57:20	1:00	18:30	1:50:18
4	1	2279	Adam Labbett	SUI	32:25	0:54	59:12	0:59	17:49	1:51:18
5	2	2262	Carl Gibson	GBR	32:36	1:03	58:54	0:50	18:16	1:51:37
6	3	2261	John Franklin	GBR	32:48	0:54	58:52	1:00	18:55	1:52:27
7	1	2248	Alexander Diaza Herreno	COL	31:56	0:47	59:52	0:50	19:36	1:53:00
8	2	2222	Luis Juberias Rodriguez	ESP	33:29	0:48	59:36	0:47	18:47	1:53:26
9	1	2312	Marc Daigneault	GBR	33:45	0:54	59:09	0:59	18:46	1:53:32
10	2	2302	Fernando De La Calle Fuentes	ESP	33:36	0:50	59:22	0:56	19:18	1:54:01
11	4	2257	Cedric Labadens	FRA	31:27	0:51	1:01:46	0:52	19:08	1:54:03
12	1	2358	Owen James	GBR	33:38	0:54	58:59	0:57	19:58	1:54:25
13	2	2372	Rui Narigueta	POR	34:07	0:47	59:23	0:54	19:28	1:54:37
14	3	2333	Talles Medeiros	BRA	34:00	0:53	1:00:11	0:54	18:46	1:54:42
15	3	2226	Henry Farrell	GBR	33:12	0:46	1:01:12	0:53	18:54	1:54:55
16	3	2015	Eduardo Montalban Almarcha	ESP	32:43	0:45	1:01:47	0:56	18:56	1:55:05
17	4	2227	Jake Hodgetts	GBR	33:41	0:59	1:00:33	0:58	19:08	1:55:17
18	4	2338	Esben Lykkegaard	DEN	34:00	0:55	1:00:07	1:22	19:25	1:55:48
19	5	2321	Richard Williams	GBR	35:40	0:56	58:02	1:04	20:10	1:55:49
20	1	2410	Lee Piercy	GBR	34:57	0:52	59:04	1:02	20:00	1:55:53
21	2	2397	Pierre Voilliot	FRA	33:18	0:54	1:01:37	0:54	19:30	1:56:11
22	1	2462	Udo Van Stevendaal	GER	35:02	0:55	59:42	1:07	19:49	1:56:34
23	3	2402	Robert Harrison	GBR	34:25	0:50	1:00:27	0:57	20:13	1:56:50
24	5	2241	Connor Roche	USA	32:01	0:57	1:04:57	1:08	18:46	1:57:46
25	3	2347	Jaime Menendez De Luarda Zumalacarregui	ESP	35:11	0:52	1:00:07	1:00	20:52	1:58:00
26	4	2437	Soren Bay	DEN	33:18	0:48	1:03:35	1:06	19:18	1:58:03
27	4	2016	Lucas Saied Wittrock	ESP	33:41	0:44	1:04:18	0:43	18:55	1:58:19
28	6	2310	Paskell Blackwell	GBR	35:15	0:58	1:01:27	0:56	19:49	1:58:23
29	5	2024	Jacob Seal	GBR	34:55	1:13	1:01:49	0:58	19:37	1:58:30
30	4	2345	Jorge Ferrío Luque	ESP	33:59	0:46	1:02:51	0:58	20:14	1:58:47
31	5	2351	Manuel Lauffenburger	FRA	35:41	0:59	1:00:50	1:07	20:15	1:58:50
32	6	2234	Dominic Thackeray	GBR	33:01	0:54	1:04:49	0:51	19:19	1:58:52
33	5	2284	Mario Agustin Salvador Sutton	ARG	37:28	0:54	1:00:19	0:49	19:34	1:59:02
34	6	2270	Darren Millar	IRL	34:02	1:27	1:03:42	0:50	19:05	1:59:04
35	6	2349	Victor Sánchez García	ESP	35:36	0:51	1:01:01	0:54	20:51	1:59:11
36	7	2339	David Howson	GBR	35:09	0:55	1:01:38	1:09	20:24	1:59:12
37	6	2013	Marcel Defense Silvestre	ESP	34:54	0:50	1:01:43	0:50	21:14	1:59:30
38	2	2451	Craig Dyce	GBR	34:49	0:51	1:03:12	0:47	19:54	1:59:31
39	8	2315	Ali King	GBR	34:02	1:02	1:04:00	0:54	19:38	1:59:34
40	5	2409	Chris Nicoll	GBR	34:32	0:50	1:03:34	0:56	19:50	1:59:41
41	7	2238	Alexander Carr	NZL	34:16	1:01	1:04:25	1:07	19:34	2:00:21
42	9	2324	Domenico Rotolo	ITA	36:18	0:46	1:03:19	0:50	19:21	2:00:31
43	7	2022	Jake Keast	GBR	35:23	0:56	1:03:48	1:01	19:38	2:00:43
44	10	2318	Peter Sutton	GBR	35:06	1:04	1:03:46	0:57	20:08	2:00:59
45	7	2289	Gilberto Inacio Do Nascimento	BRA	34:16	0:48	1:04:00	0:56	21:02	2:00:59
46	6	2422	Pietro Carrara	ITA	35:10	0:49	1:02:55	1:06	21:11	2:01:08
47	8	2025	Ben Tull	GBR	34:32	1:12	1:03:54	0:58	20:40	2:01:15
48	8	2265	Jay Pitt	GBR	36:34	1:19	1:00:25	1:14	21:55	2:01:25
49	8	2221	Antoni Comes Tauler	ESP	37:11	0:50	1:02:54	0:50	20:21	2:02:05
50	9	2225	Alex Bolland	GBR	34:29	1:18	1:04:33	0:56	20:56	2:02:11
51	7	2368	Christian Heer	GER	37:32	0:58	1:01:45	1:02	20:59	2:02:14
52	9	2267	Michael Sloanes	GBR	37:14	1:03	1:00:45	1:11	22:12	2:02:23
53	11	2305	Josep Maria Novellas Collado	ESP	34:58	0:44	1:04:16	0:53	21:42	2:02:31

2023 Standard Duathlon World Championships Ibiza

Age group - Nemenkénti eredménylista

Age Group Overall Men

Hely.	Kat.h.	Rsz	Név	Nemzet.	1st Run	1st Transition	Bike	2nd Transition	2nd Run (Finish)	Cél idő
54	10	2276	Fábio Durao	POR 	32:02	1:09	1:09:07	1:16	19:03	2:02:35
55	12	2309	Scott Baxendale-White	GBR 	36:33	1:18	1:02:50	1:09	20:48	2:02:35
56	8	2364	Andy Nice	GBR 	35:35	1:03	1:03:49	1:04	21:11	2:02:40
57	13	2301	Damian Bevilacqua Chaivén	ESP 	35:39	0:51	1:03:43	1:29	21:11	2:02:50
58	9	2350	Francisco Jose Silva Lopez	ESP 	35:49	0:54	1:03:46	0:56	21:30	2:02:54
59	1	2001	Johnathan Price	GBR 	36:32	1:12	1:02:25	1:05	21:43	2:02:56
60	10	2228	Leo Maliphant	GBR 	33:15	0:47	1:08:22	0:48	19:48	2:02:59
61	11	2235	Nathan Wilkins	GBR 	34:21	1:00	1:07:14	1:19	19:12	2:03:04
62	14	2306	Miguel Angel Perez Alaminio	ESP 	36:11	0:55	1:06:25	0:46	18:52	2:03:06
63	12	2236	Francisco Miguel Menchaca	MEX 	33:28	0:55	1:08:46	0:52	19:20	2:03:20
64	15	2327	Ryan Thomas	RSA 	37:12	1:17	1:02:02	1:11	21:55	2:03:35
65	16	2304	Pedro Lorenzo Arranz	ESP 	34:42	1:12	1:06:57	1:09	19:49	2:03:48
66	10	2362	Andrew McGhee	GBR 	38:14	1:08	1:01:40	1:04	21:56	2:04:00
67	11	2285	Justin Gray	AUS 	37:12	0:52	1:04:15	1:00	20:44	2:04:01
68	3	2443	Pascal Cassez	FRA 	34:59	0:57	1:05:58	0:57	21:13	2:04:01
69	17	2316	Neil Phipps	GBR 	36:29	1:04	1:05:02	0:50	20:41	2:04:03
70	12	2263	Phil Mant	GBR 	38:16	1:11	1:03:10	1:06	20:32	2:04:12
71	4	2459	Ian Reid	GBR 	37:45	0:55	1:03:12	0:55	21:35	2:04:20
72	13	2268	Callum Toole	GBR 	37:30	0:59	1:03:24	1:19	21:16	2:04:26
73	7	2421	Adriele Prina-Mello	IRL 	35:36	1:04	1:06:12	1:04	20:41	2:04:35
74	11	2380	Alejandro David Belen	ARG 	34:01	1:02	1:07:34	0:49	21:16	2:04:39
75	5	2446	Lee Barker	GBR 	36:10	1:01	1:05:32	0:57	21:01	2:04:39
76	9	2026	Nathan Sissa Mendlovic	MEX 	34:29	0:53	1:07:49	0:51	20:59	2:04:59
77	2	2006	Jake Dellow	GBR 	36:25	1:23	1:05:52	1:22	20:07	2:05:08
78	14	2272	Hector Cisneros Vázquez	MEX 	35:37	0:50	1:07:08	0:57	20:40	2:05:10
79	8	2433	Leandro Martinez	BRA 	38:57	1:11	1:01:50	0:57	22:25	2:05:18
80	18	2313	Robert Fletcher	GBR 	37:32	1:01	1:03:39	1:06	22:06	2:05:22
82	13	2232	Owen Staddon	GBR 	38:02	1:08	1:03:16	1:12	21:52	2:05:28
81	15	2253	Emiliano Sebastian Estrubia	ESP 	36:27	1:13	1:05:54	0:56	21:00	2:05:28
83	12	2355	Ross Crombie	GBR 	36:11	1:08	1:06:10	1:07	20:58	2:05:32
84	9	2404	Philip Kruse	GBR 	36:09	0:56	1:06:20	0:58	21:14	2:05:34
85	19	2329	Stephen Eles	USA 	34:58	1:10	1:08:42	1:03	19:49	2:05:39
86	3	2004	Jayson Wersy	FRA 	37:42	0:53	1:05:08	1:03	20:56	2:05:40
87	10	2391	Xavier Gispert Porcar	ESP 	36:36	0:50	1:06:43	0:47	20:50	2:05:44
88	16	2290	Raul Ribeiro Dos Santos	BRA 	35:47	0:59	1:07:44	1:06	20:16	2:05:49
89	20	2326	Ryan Switala	RSA 	37:02	1:12	1:02:30	1:13	24:10	2:06:05
90	1	2490	Kevin Howard Bexley	GBR 	39:12	1:45	1:01:21	1:14	22:36	2:06:06
91	13	2374	Jaco Cilliers	RSA 	37:05	1:06	1:05:17	1:21	21:18	2:06:07
92	17	2260	Steve Bannister	GBR 	36:31	1:19	1:06:10	1:23	20:49	2:06:10
93	10	2014	Kevin Fernandez Fernandez	ESP 	34:35	0:44	1:09:09	0:56	20:55	2:06:18
94	18	2266	Tom Ridgway	GBR 	38:21	1:30	1:03:14	1:15	22:06	2:06:25
95	14	2229	James Naldrett	GBR 	37:13	1:25	1:06:12	1:27	20:32	2:06:46
96	11	2428	Reece Stephens	AUS 	37:46	1:00	1:04:08	0:55	23:06	2:06:53
97	19	2258	Tom Anderson	GBR 	36:55	1:00	1:05:24	1:04	22:54	2:07:15
98	1	2535	Robert Atkinson	GBR 	37:05	1:05	1:06:49	1:03	21:22	2:07:22
99	4	2007	Andres Garcia Bolado	MEX 	33:47	0:51	1:12:07	1:04	19:46	2:07:33
100	21	2328	Matevž Zavec	SLO 	37:05	0:49	1:06:27	1:08	22:14	2:07:43
101	20	2259	Sam Aspinwall	GBR 	38:30	1:23	1:05:35	1:22	21:02	2:07:51
102	5	2003	Miguel Gil Bernad	ESP 	38:05	0:51	1:06:18	1:08	21:51	2:08:11
103	22	2322	Hendrik Brandes	GER 	37:05	1:38	1:06:25	1:27	21:41	2:08:13
104	12	2393	Alfonso Lahuerta Izquierdo	ESP 	37:58	1:16	1:04:54	1:05	23:08	2:08:18
105	14	2367	Richard Thomas	GBR 	38:58	1:12	1:04:57	1:00	22:15	2:08:20
106	13	2394	Oscar Quero De Borja	ESP 	37:17	1:05	1:08:21	1:09	20:31	2:08:21

2023 Standard Duathlon World Championships Ibiza

Age group - Nemenkénti eredménylista

Age Group Overall Men

Hely.	Kat.h.	Rsz	Név	Nemzet.	1st Run	1st Transition	Bike	2nd Transition	2nd Run (Finish)	Cél idő
107	15	2357	Mathew Goddard	GBR	37:07	1:24	1:07:27	1:31	20:56	2:08:22
108	16	2352	Kyle Bateman	GBR	38:33	1:52	1:04:49	1:05	22:11	2:08:27
109	2	2511	Carol Hasler	SUI	37:51	1:03	1:05:32	1:26	22:43	2:08:33
110	15	2224	Felix Yubero Isabel	ESP	36:20	0:56	1:07:36	0:56	23:03	2:08:50
111	17	2366	Simon Sly	GBR	38:10	1:05	1:06:01	1:14	22:22	2:08:52
112	14	2411	Richard Robinson	GBR	39:29	1:13	1:03:59	1:11	23:04	2:08:54
113	15	2423	Margarito Alonso Ramirez	MEX	34:25	2:27	1:10:35	1:29	20:01	2:08:54
114	16	2427	Mike Haintz	AUS	39:32	1:29	1:03:32	1:14	23:12	2:08:57
115	6	2482	Lars Brix	DEN	37:54	1:17	1:07:03	1:18	21:27	2:08:57
116	23	2307	Cyril Ricci	FRA	36:53	1:37	1:07:48	1:17	21:28	2:09:01
117	11	2017	Xavier Sanchez Roger	ESP	37:04	0:57	1:08:34	1:24	21:07	2:09:05
118	7	2458	Paul Radford	GBR	35:48	1:03	1:11:41	1:03	19:39	2:09:12
119	21	2282	Michael Fowler	USA	38:03	1:10	1:05:41	1:16	23:04	2:09:12
120	16	2245	Jordan Wehe	USA	36:26	1:03	1:09:02	1:02	21:50	2:09:22
121	12	2020	Eliot Digby-Jones	GBR	38:29	1:23	1:05:25	1:21	22:52	2:09:27
122	24	2323	Eoin Bailey	IRL	38:30	1:00	1:04:28	1:00	24:33	2:09:28
123	17	2398	Patrick Allaway	GBR	37:53	1:22	1:07:21	1:04	21:57	2:09:34
124	18	2365	Brett Osler	GBR	37:53	0:56	1:07:16	1:03	22:33	2:09:39
125	18	2429	Stefan Gremmens	BEL	39:45	0:53	1:07:18	0:57	21:02	2:09:52
126	8	2453	Martin Hibbert	GBR	38:11	1:12	1:08:13	1:19	21:00	2:09:53
127	9	2460	Graeme Stirzaker	GBR	38:57	1:07	1:04:30	0:53	24:41	2:10:06
128	19	2360	Andrew Line	GBR	36:38	1:32	1:09:03	1:32	21:24	2:10:07
129	10	2449	Richard Davis	GBR	39:07	1:23	1:06:01	1:24	22:15	2:10:08
130	3	2495	Ian Cardy	GBR	37:49	1:09	1:06:51	1:24	23:13	2:10:24
131	25	2317	Dariusz Podbilski	GBR	38:47	1:08	1:06:59	1:12	22:29	2:10:34
132	17	2243	Michael Tkachuk	USA	37:57	1:14	1:08:19	1:01	22:09	2:10:38
133	20	2361	Phillip Lockwood-Holmes	GBR	37:54	0:52	1:09:22	1:15	21:17	2:10:39
134	22	2281	Nicholas D'Angiolillo	USA	36:20	1:04	1:11:17	1:06	20:59	2:10:44
135	23	2287	Fabio Augusto De Oliveira	BRA	37:08	1:26	1:08:53	1:36	21:43	2:10:44
136	19	2436	Berthier Tardif	CAN	39:45	0:56	1:06:04	1:13	22:57	2:10:52
137	21	2363	Paul Mwanza	GBR	37:35	0:54	1:07:57	0:56	23:45	2:11:06
138	4	2500	Neil Hunter	GBR	37:52	1:19	1:08:44	1:13	22:00	2:11:08
139	11	2468	Alan Graff	USA	40:16	1:24	1:04:52	1:15	23:29	2:11:14
140	20	2401	Jon Chamberlain	GBR	39:45	1:23	1:05:36	1:17	23:21	2:11:20
141	26	2332	Marcelo Gusmao	BRA	37:07	1:03	1:10:03	1:05	22:10	2:11:25
142	21	2417	Chris Martin	GER	41:07	1:13	1:05:14	1:19	22:41	2:11:34
143	22	2406	Ilia Loubenski	GBR	38:28	1:19	1:08:19	1:23	22:17	2:11:45
144	24	2293	Derek Grainger	CAN	38:04	0:57	1:10:06	1:06	21:45	2:11:56
145	23	2399	David Barnett	GBR	38:00	1:17	1:09:04	1:02	22:44	2:12:04
146	18	2230	Peter Rought	GBR	37:20	1:10	1:08:51	1:17	23:31	2:12:07
147	27	2308	Dave Asher	GBR	38:36	0:58	1:09:22	1:08	22:16	2:12:18
148	28	2319	Matt Ward	GBR	40:00	1:14	1:06:28	1:08	23:35	2:12:25
149	12	2444	Andy Alcorn	GBR	39:32	1:33	1:07:16	1:09	23:00	2:12:29
150	5	2504	Owen Barron	IRL	39:43	1:10	1:08:59	0:56	21:43	2:12:30
151	22	2379	David Zuzga	USA	37:56	1:37	1:08:44	2:04	22:17	2:12:37
152	24	2403	Frank Holmes	GBR	40:47	1:22	1:04:50	1:15	24:28	2:12:39
153	25	2278	Robert Slabbert	RSA	40:09	1:31	1:06:35	1:44	22:45	2:12:41
154	13	2028	Cameron Edwards	AUS	37:22	1:00	1:11:17	1:03	22:21	2:13:01
155	23	2348	Javier Cecilio Salgado Algarrada	ESP	38:58	1:17	1:09:17	1:02	22:37	2:13:09
156	6	2487	Luis Miguel Sanchez Garcia	ESP	40:42	1:11	1:07:59	1:05	22:21	2:13:17
157	13	2445	David Bagge	GBR	44:42	1:27	1:03:48	1:16	22:08	2:13:18
158	6	2008	Patrige Chimwendo	ZIM	36:06	1:07	1:12:52	1:06	22:11	2:13:22
159	14	2473	Darren Blackhurst	AUS	40:42	1:01	1:07:34	1:16	22:52	2:13:24

2023 Standard Duathlon World Championships Ibiza

Age group - Nemenkénti eredménylista

Age Group Overall Men

Hely.	Kat.h.	Rsz	Név	Nemzet.	1st Run	1st Transition	Bike	2nd Transition	2nd Run (Finish)	Cél idő
160	24	2354	Peter Cowler	GBR	40:36	1:14	1:07:29	1:05	23:09	2:13:31
161	19	2246	Sipho Hobane Ndlovu	ZIM	37:21	0:50	1:13:02	0:51	21:33	2:13:35
162	14	2027	John Kretschmann	USA	39:05	1:42	1:09:58	1:30	21:26	2:13:39
163	7	2494	Max Campbell	GBR	39:09	1:31	1:09:14	1:18	22:43	2:13:52
164	15	2457	Clifford Puttock	GBR	39:59	1:17	1:08:45	1:26	22:32	2:13:55
165	25	2373	Pieter Burger	RSA	41:05	1:05	1:06:51	1:19	23:45	2:14:03
166	25	2408	Adrian Morley	GBR	39:32	1:12	1:09:39	1:08	22:49	2:14:17
167	16	2461	Mike Wildgoose	GBR	38:11	1:24	1:10:48	1:42	22:15	2:14:18
168	26	2255	Sergio Torres García	ESP	37:59	1:01	1:10:45	1:12	23:24	2:14:18
169	8	2489	Pascal Vaury	FRA	37:43	1:04	1:11:43	1:11	22:42	2:14:20
170	20	2244	Connor Vogan	USA	39:33	1:16	1:10:33	0:53	22:11	2:14:23
171	17	2465	Sean Casey	USA	41:59	1:17	1:07:15	1:14	22:49	2:14:32
172	9	2492	Simon Bowller	GBR	40:48	1:14	1:07:07	1:08	24:24	2:14:39
173	15	2029	Levi Warkentine	CAN	37:35	1:22	1:10:14	1:14	24:26	2:14:50
174	18	2450	Andrew Dovernor	GBR	40:41	1:01	1:09:00	1:00	23:19	2:15:00
175	27	2256	Antonio Torres Planells	ESP	39:32	0:59	1:09:49	1:06	23:39	2:15:04
176	26	2359	Richard Lawrence	GBR	40:43	1:03	1:07:42	1:16	24:23	2:15:05
177	28	2280	Derek Armer-Derner	USA	43:24	1:07	1:03:58	1:19	25:25	2:15:10
178	21	2223	Santi Martínez Sesé	ESP	36:44	1:19	1:15:10	1:14	20:49	2:15:14
179	19	2478	Kevin Gallagher	CAN	41:25	1:04	1:07:39	1:19	24:19	2:15:44
180	20	2448	Andrew Bowler	GBR	40:42	1:23	1:08:19	1:35	23:52	2:15:49
181	10	2508	Ruud Van Herp	NED	41:49	1:18	1:06:44	1:14	24:49	2:15:52
182	11	2502	John Myles	GBR	39:36	3:51	1:09:21	0:55	22:17	2:15:58
183	26	2400	Jim Callender	GBR	40:40	1:45	1:09:51	1:38	22:16	2:16:09
184	2	2534	Bernardo Jareno Rodriguez	ESP	40:37	1:33	1:09:56	1:22	22:43	2:16:09
185	27	2392	Tomas Ibanez Mayo	ESP	39:10	1:37	1:11:43	1:09	22:45	2:16:22
186	12	2486	Jordi Moreno Montaner	ESP	41:00	1:18	1:08:59	1:19	23:52	2:16:28
187	28	2415	David Vickers	GBR	39:03	1:04	1:13:12	1:02	22:11	2:16:30
188	29	2416	Jochen Gutbrod	GER	41:36	1:06	1:10:15	1:19	22:29	2:16:43
189	29	2286	Keith Morrison	AUS	37:14	1:58	1:14:31	1:19	21:54	2:16:52
190	22	2231	Edward Simpson	GBR	40:37	1:10	1:10:48	1:01	23:26	2:17:01
191	30	2434	Maxime Labrie	CAN	42:35	1:04	1:08:02	1:35	23:47	2:17:01
192	27	2378	Ryan Meek	USA	41:50	1:46	1:08:16	1:20	24:04	2:17:15
193	23	2233	Graham Taylor	GBR	38:53	1:26	1:12:48	1:17	22:56	2:17:18
194	13	2525	Rick Lage	CAN	40:47	1:11	1:09:57	1:46	23:43	2:17:22
195	14	2522	Joachim Rathbauer	AUT	42:03	1:23	1:10:20	1:10	22:32	2:17:25
196	31	2413	Craig Stewart	GBR	39:24	1:07	1:11:47	1:11	24:23	2:17:50
197	15	2497	Gary Hotchkiss	GBR	42:21	1:02	1:08:52	1:08	24:28	2:17:51
198	32	2432	Carlos Augusto De Oliveira Augusto	BRA	39:45	1:03	1:12:17	1:07	23:49	2:17:59
199	16	2491	Nick Bolland	GBR	42:12	1:02	1:10:21	1:03	23:25	2:18:00
200	17	2498	Bart Huby	GBR	41:08	1:25	1:11:03	1:25	23:11	2:18:09
201	21	2452	Andrew Green	GBR	41:00	1:17	1:10:36	1:47	23:41	2:18:20
202	30	2273	Gustavo Ricardo Hernandez Marquez	MEX	37:10	1:12	1:15:12	1:20	23:31	2:18:22
203	22	2471	William Schaffer	USA	37:50	1:17	1:13:42	0:56	24:49	2:18:33
204	16	2021	Aj Ellwood	GBR	39:28	1:14	1:13:33	1:07	23:33	2:18:53
205	33	2405	Simon Lewis	GBR	41:33	1:03	1:07:26	1:28	27:34	2:19:02
206	28	2382	Luiz Aparecido Ruela Da Silva Assuncao	BRA	39:30	1:07	1:13:46	1:31	23:27	2:19:19
207	18	2519	Peter Shafron	USA	42:27	1:05	1:09:52	0:59	25:12	2:19:34
208	3	2540	David I'Anson	GBR	41:08	1:18	1:12:05	1:18	24:00	2:19:47
209	31	2277	Lebuhan Senti	RSA	37:59	1:46	1:17:11	1:48	21:51	2:20:33
210	23	2475	Eduardo Caldeira Barros	BRA	40:56	0:55	1:11:43	1:06	25:59	2:20:38
211	29	2334	Irion Serafim De Souza Filho	BRA	42:56	1:07	1:12:03	1:06	23:32	2:20:42
212	19	2499	John Hudspith	GBR	43:47	1:54	1:09:55	1:39	23:30	2:20:43

2023 Standard Duathlon World Championships Ibiza

Age group - Nemenkénti eredménylista




Age Group Overall Men

Hely.	Kat.h.	Rsz	Név	Nemzet.	1st Run	1st Transition	Bike	2nd Transition	2nd Run (Finish)	Cél idő
213	24	2247	Maicon Sullivan	BRA 	36:16	1:59	1:17:27	1:40	23:28	2:20:47
214	32	2292	John Brodeur	CAN 	41:52	1:16	1:12:16	1:18	24:15	2:20:56
215	20	2520	Alex Finlay	AUS 	42:24	1:11	1:11:47	1:05	24:35	2:21:01
216	34	2435	Camil Sauve	CAN 	41:06	1:32	1:12:42	1:39	24:17	2:21:13
217	30	2325	Bogdan Tatomir	ROU 	43:33	1:31	1:10:11	1:37	24:57	2:21:46
218	24	2454	Tim Kendrick	GBR 	43:27	1:40	1:09:57	1:32	25:15	2:21:49
219	33	2254	Juan Martín Restituto	ESP 	39:52	1:09	1:15:49	1:24	23:45	2:21:56
220	21	2501	Neil McDonald	GBR 	42:24	1:36	1:13:18	1:21	23:22	2:21:59
221	29	2343	Marco Cleries Marco	ESP 	39:02	1:25	1:16:38	2:14	22:43	2:22:00
222	34	2295	Carlos Castillo	COL 	43:04	1:37	1:09:23	1:28	27:03	2:22:34
223	30	2376	Christian Botting	USA 	40:14	1:28	1:15:48	1:07	23:58	2:22:35
224	35	2424	Michael Bletzer	USA 	44:43	1:19	1:08:54	1:32	26:14	2:22:41
225	25	2442	Daniel Portella Coll	ESP 	42:44	1:37	1:12:02	1:32	25:07	2:23:00
226	35	2269	Stephen Garvey	IRL 	44:18	1:43	1:07:40	1:31	27:58	2:23:07
227	26	2455	Mark Pestridge	GBR 	41:17	1:23	1:15:34	1:33	23:42	2:23:27
228	27	2464	Frank Broadstreet	USA 	43:18	1:05	1:11:06	1:15	27:08	2:23:50
229	28	2447	Andy Biggs	GBR 	47:23	1:09	1:07:55	1:00	26:53	2:24:19
230	29	2456	Neil Phillips	GBR 	41:39	1:10	1:16:33	1:02	24:06	2:24:29
231	2	2002	Gavin Adkins	USA 	41:47	1:06	1:06:50	1:08	33:47	2:24:36
232	36	2425	Galvin Kennedy	USA 	43:21	1:15	1:13:50	1:40	24:58	2:25:03
233	1	2577	Fernando Moura	POR 	44:14	1:43	1:13:05	1:32	24:33	2:25:06
234	22	2493	Paddy Butler	GBR 	43:27	1:21	1:15:03	1:17	24:27	2:25:33
235	31	2385	Mike Field	CAN 	42:50	1:07	1:13:42	1:06	26:50	2:25:34
236	31	2320	Ryan West	GBR 	43:12	1:24	1:10:53	1:23	28:51	2:25:42
237	36	2274	Eduardo Ibanez Castro	MEX 	42:42	0:56	1:16:56	0:57	24:21	2:25:50
238	32	2342	Franc Capel Rubio	ESP 	42:38	1:21	1:14:53	1:08	25:54	2:25:51
239	4	2542	Christopher Leech	GBR 	46:42	1:13	1:10:36	1:39	25:54	2:26:03
240	33	2370	Emilio Guillermo Signoret Gomez	MEX 	44:21	2:01	1:12:22	1:50	25:36	2:26:08
241	30	2472	Christopher Valerian	USA 	43:40	1:36	1:14:02	1:47	25:22	2:26:25
242	37	2420	Nigel Lambe	IRL 	43:27	1:12	1:16:19	1:38	23:56	2:26:30
243	37	2275	Patrick Johnson	NZL 	44:16	1:29	1:15:49	1:58	23:33	2:27:03
244	32	2336	Kyle Quinn	CAN 	41:42	1:40	1:15:19	1:20	27:18	2:27:17
245	33	2331	Christopher Navin	USA 	47:00	1:10	1:10:03	1:19	27:57	2:27:27
246	23	2509	David Scott	NZL 	43:32	1:14	1:17:20	0:57	24:33	2:27:35
247	2	2566	Miguel Orellana Martin	ESP 	44:40	1:34	1:13:35	1:21	26:32	2:27:41
248	34	2344	David Domingo Lorenzo	ESP 	43:31	1:17	1:15:23	1:14	26:21	2:27:44
249	5	2547	Hideo Honda	JPN 	43:45	1:34	1:14:39	1:49	26:13	2:27:59
250	31	2476	Euler Teixeira Filho	BRA 	44:58	1:40	1:08:38	1:44	31:49	2:28:47
251	35	2384	Steve Benko	CAN 	44:33	1:53	1:14:44	1:37	26:05	2:28:50
252	24	2527	Guy Painchaud	CAN 	43:05	2:07	1:17:58	1:51	24:06	2:29:05
253	36	2369	Marco Taurino	ITA 	43:38	1:31	1:16:10	1:53	25:57	2:29:07
254	34	2311	Ian Collings	GBR 	45:35	1:21	1:15:11	1:29	26:10	2:29:45
255	38	2271	Takahiro Mishina	JPN 	44:23	2:16	1:14:05	1:38	27:32	2:29:51
256	3	2572	Steven Rue	GBR 	47:00	1:18	1:13:25	1:19	27:02	2:30:03
257	37	2375	Dawid Janse Van Rensburg	RSA 	37:55	1:03	1:27:42	1:15	22:14	2:30:07
258	32	2479	Peter Willard	CAN 	44:38	1:42	1:16:02	1:51	25:57	2:30:07
259	38	2419	John Falvey	IRL 	45:58	1:19	1:14:36	1:27	27:10	2:30:27
260	25	2514	Todd Leff	USA 	43:58	1:35	1:17:09	2:01	25:51	2:30:32
261	26	2513	Robinson Howell	USA 	47:29	1:56	1:09:23	2:15	30:07	2:31:09
262	35	2337	Gustavo Enrique Erazo Rosero	COL 	40:34	1:08	1:20:56	1:14	27:21	2:31:10
263	38	2381	Osmando Rafael Junior	BRA 	43:17	1:45	1:18:19	2:13	25:48	2:31:20
264	4	2578	Ralph Didier Feurer	CAN 	43:43	1:18	1:18:01	1:17	27:13	2:31:30
265	25	2242	Brian Scheel	USA 	42:43	1:25	1:20:06	1:07	26:32	2:31:51

2023 Standard Duathlon World Championships Ibiza

Age group - Nemenkénti eredménylista













Age Group Overall Men

Hely.	Kat.h.	Rsz	Név	Nemzet.	1st Run	1st Transition	Bike	2nd Transition	2nd Run (Finish)	Cél idő
266	39	2390	Victor Moises Fragoso Carrion	ESP 	43:26	1:21	1:19:18	1:19	26:57	2:32:18
267	6	2558	Paul Muldoon	CAN 	45:41	1:33	1:14:50	1:43	28:35	2:32:20
268	27	2516	Anthony Pszeniczny	USA 	46:42	1:58	1:15:44	1:58	26:24	2:32:45
269	7	2541	David Kemp	GBR 	44:49	1:03	1:18:04	1:39	27:16	2:32:49
270	5	2575	Paul Willis	GBR 	50:31	1:38	1:11:52	1:41	27:10	2:32:51
271	40	2431	Cristiano Alcantara De Souza	BRA 	46:24	1:10	1:17:44	1:41	26:06	2:33:03
272	39	2383	Thomas Awad	CAN 	42:39	1:39	1:23:41	1:27	24:05	2:33:28
273	33	2474	David Schefe	AUS 	45:10	1:32	1:14:33	1:59	30:48	2:34:01
274	28	2523	Eric Gallant	CAN 	47:14	1:16	1:15:55	1:27	28:11	2:34:01
275	34	2463	James Ballantine	USA 	47:15	2:55	1:14:35	2:25	27:56	2:35:05
276	8	2548	John Cassimatis	USA 	48:06	1:54	1:16:31	1:49	27:01	2:35:19
277	40	2346	Jesus Angel Herrero Perez	ESP 	41:47	1:37	1:18:44	1:37	31:45	2:35:27
278	29	2524	Patrick Gardiner	CAN 	43:14	1:02	1:15:21	1:17	34:36	2:35:27
279	6	2576	Normanno Di Gennaro	ITA 	47:00	1:21	1:19:49	1:22	26:06	2:35:35
280	9	2545	Derek Todhunter	GBR 	46:48	1:40	1:19:43	1:19	26:23	2:35:51
281	30	2528	Jeff Shmoorkoff	CAN 	48:03	1:45	1:17:09	1:50	27:08	2:35:53
282	41	2395	Carlos Andres Ramirez Duarte	ESP 	47:00	1:21	1:16:48	2:08	28:47	2:36:02
283	31	2506	Wilson Mcalister	IRL 	47:50	1:23	1:20:05	1:15	25:52	2:36:24
284	10	2539	Ian Hunt	GBR 	48:00	2:10	1:16:44	1:38	28:22	2:36:52
285	11	2561	Gerry Thuss	CAN 	46:04	2:20	1:14:46	1:58	32:14	2:37:21
286	12	2549	David Dillingham	USA 	48:17	1:22	1:17:06	1:22	29:31	2:37:36
287	32	2526	Yves Lévesque	CAN 	47:14	1:20	1:22:08	1:35	26:00	2:38:15
288	13	2533	Eduardo Bartolome Calderon	ESP 	48:08	1:15	1:21:36	1:10	26:14	2:38:20
289	14	2544	Neil Taylor	GBR 	47:10	1:26	1:22:07	1:45	26:45	2:39:11
290	15	2554	Steven Wade	USA 	49:07	1:42	1:16:26	1:24	30:55	2:39:33
291	33	2507	Pedro Barrera Palomo	MEX 	44:03	1:12	1:25:45	1:28	27:13	2:39:39
292	42	2426	Robert Patterson	USA 	50:58	1:38	1:15:22	1:41	30:31	2:40:08
293	34	2505	Donald Fitzmaurice	IRL 	52:07	1:24	1:15:19	1:17	30:08	2:40:13
294	36	2330	Michael Krisle	USA 	46:43	1:26	1:21:06	1:43	29:17	2:40:14
295	1	2582	Mick Anglim	GBR 	49:29	0:55	1:20:01	0:54	28:59	2:40:16
296	7	2568	Robert Hodgson	GBR 	51:19	1:33	1:18:13	1:53	27:33	2:40:30
297	35	2518	Mike Savage	USA 	49:54	1:27	1:17:35	2:25	29:28	2:40:47
298	8	2571	John Nevin	GBR 	49:47	1:37	1:20:04	1:34	29:14	2:42:14
299	41	2377	Monty Hardy	USA 	46:25	1:13	1:25:03	1:36	28:08	2:42:22
300	16	2553	Eduardo Vasquez	USA 	45:59	1:47	1:23:33	1:28	29:51	2:42:36
301	17	2538	Richard Hardy	GBR 	50:22	1:30	1:19:07	1:19	30:30	2:42:46
302	43	2396	Antonio Romero Guijarro	ESP 	57:41	2:18	1:13:55	3:05	26:12	2:43:09
303	36	2529	Pierre Turcotte	CAN 	50:48	1:05	1:19:25	1:00	31:49	2:44:05
304	26	2240	Jamie Kryder	USA 	45:43	1:22	1:25:44	1:24	29:56	2:44:08
305	18	2536	Andrew Casson	GBR 	50:25	1:28	1:22:18	1:35	30:05	2:45:50
306	2	2586	Ron Wightman	USA 	48:19	2:00	1:26:07	2:09	30:09	2:48:42
307	35	2477	Denis Chénard	CAN 	48:18	1:29	1:25:04	1:28	32:36	2:48:53
308	19	2546	Martin Epkenhans	GER 	54:03	1:45	1:22:11	1:29	34:05	2:53:32
309	20	2551	Michael Felicissimo	USA 	54:44	2:32	1:23:02	2:46	30:40	2:53:42
310	44	2418	Stefan Schaefer	GER 	1:00:02	2:08	1:15:21	2:27	33:47	2:53:44
311	37	2303	Javier López García	ESP 	54:25	1:38	1:25:51	1:35	30:39	2:54:06
312	9	2570	Rodger McCarroll	GBR 	51:33	3:53	1:24:51	1:38	32:31	2:54:25
313	10	2574	Andrzej Warhaftig	GBR 	53:40	2:20	1:26:25	2:08	30:45	2:55:16
314	21	2560	Antonio Samson	CAN 	53:00	1:45	1:28:11	1:41	32:20	2:56:55
315	7	2011	Yeran Wang	CAN 	52:26	2:20	1:29:23	1:54	31:36	2:57:37
316	22	2552	Nace Mullen	USA 	54:05	1:16	1:25:32	1:32	36:28	2:58:51
317	11	2565	Jose Chicano Quero	ESP 	55:52	2:04	1:29:31	1:51	30:36	2:59:53
318	23	2555	Dale Zarzycki	USA 	1:01:20	3:04	1:23:43	3:04	36:32	3:07:41

2023 Standard Duathlon World Championships Ibiza

Age group - Nemenkénti eredménylista

Age Group Overall Men

Hely.	Kat.h.	Rsz	Név	Nemzet.	1st Run	1st Transition	Bike	2nd Transition	2nd Run (Finish)	Cél idő
319	37	2512	Robert Gee	USA 	1:00:27	1:37	1:30:19	2:08	35:48	3:10:16
320	24	2550	David Dunn	USA 	57:48	3:48	1:33:27	3:07	32:38	3:10:46
321	3	2583	Vernon Thomas	GBR 	1:06:03	1:56	1:27:41	2:11	37:18	3:15:08
322	1	2588	Gherardo Mercati	ITA 	1:16:10	2:00	1:38:21	3:15	47:45	3:47:30
323	4	2585	Larry Nelson	USA 	1:12:54	3:06	1:48:57	3:12	48:33	3:56:40
324	2	2589	Joe Hill	CAN 	1:17:41	5:10	1:36:46	5:46	54:43	4:00:05
325	38	2517	Andrew Rohrbacher	USA 	1:41:33	3:44	1:19:25	2:45	54:10	4:01:35
326	39	2296	Khaled El Shobokshy	EGY 	1:56:15	1:23	2:03:32	1:44	1:06:06	5:08:58
		2283	Brek Minarik	USA 	31:26	0:46	1:01:30	1:08	18:18	1:53:07
		2510	Ahmed Mahomed	RSA 	40:59	1:24	47:56	2:29	26:40	1:59:26
		2559	Richard Proulx	CAN 	1:01:00	3:07	56:19	2:17	36:19	2:39:00
		2573	Paul Turner	GBR 	1:17:38	—	—	—	—	—

2023 Standard Duathlon World Championships Ibiza

Age group - Nemenkénti eredménylista

Age Group Overall Women

Hely.	Kat.h.	Rsz	Név	Nemzet.	1st Run	1st Transition	Bike	2nd Transition	2nd Run (Finish)	Cél idő
1	1	2050	Georgia Bell	GBR	33:26	1:30	1:08:25	1:08	19:06	2:03:32
2	1	2033	Klaudia Petters	POL	36:53	0:58	1:05:56	0:46	21:27	2:05:58
3	1	2044	Kinga Bazan	POL	37:09	0:59	1:06:35	1:02	21:02	2:06:45
4	2	2053	Mallory Simmonds	GBR	36:36	1:06	1:06:41	0:58	22:03	2:07:21
5	1	2063	Sarah Harding	GBR	37:12	1:01	1:07:04	1:09	21:12	2:07:36
6	1	2092	Monique Verschuure	NED	37:44	1:11	1:06:08	1:07	21:36	2:07:45
7	2	2071	Eulali Gouws	RSA	38:08	1:08	1:07:51	1:15	20:40	2:09:00
8	2	2042	Emily Varley	GBR	38:10	1:01	1:06:45	1:04	22:16	2:09:14
9	3	2038	Caitlin Peers	GBR	36:38	0:49	1:11:27	1:04	20:39	2:10:35
10	1	2106	Lindsay James	GBR	39:38	1:06	1:06:14	1:07	22:37	2:10:41
11	1	2169	Steph Popelar	USA	39:37	1:04	1:07:43	0:59	21:58	2:11:19
12	4	2040	Eve Sealy	GBR	39:50	0:59	1:06:38	0:54	23:00	2:11:19
13	3	2067	Sarah Watts	GBR	39:07	1:05	1:07:56	1:06	22:26	2:11:37
14	2	2082	Sarah Attwood	GBR	37:12	1:05	1:12:08	1:00	20:40	2:12:03
15	2	2122	Caroline Longchamp	CAN	39:03	1:09	1:08:59	1:17	22:14	2:12:40
16	3	2054	Katherine Stringer	GBR	39:00	1:02	1:08:47	0:56	22:58	2:12:41
17	3	2104	Tamsin Bowden	GBR	39:28	1:02	1:09:39	1:01	22:45	2:13:53
18	4	2049	Sandra Gomez Fernandez	ESP	39:20	0:53	1:10:37	1:01	22:20	2:14:09
19	5	2037	Rebecca Parkin	GBR	39:33	1:12	1:08:25	1:26	23:39	2:14:12
20	3	2096	Kristen Hetzel	USA	39:39	1:09	1:09:19	1:06	23:39	2:14:50
21	1	2130	Marianne Carpenter	GBR	40:13	1:07	1:11:01	0:58	22:21	2:15:37
22	4	2085	Elizabeth Earle	GBR	40:55	1:16	1:08:59	1:08	23:26	2:15:42
23	2	2149	Katherine Ryan	AUS	40:23	1:06	1:10:10	1:03	23:42	2:16:22
24	5	2088	Nicola Reece	GBR	37:35	0:57	1:16:09	0:56	21:39	2:17:15
25	5	2052	Georgina Mann	GBR	41:13	1:14	1:11:15	1:13	22:42	2:17:35
26	3	2154	Tara-Jay Lapstra	CAN	41:31	1:30	1:10:38	1:13	23:18	2:18:07
27	4	2068	Rebecca Winter	GBR	39:18	1:19	1:13:36	1:30	22:30	2:18:12
28	6	2087	Karina Kaufmann	GBR	41:41	0:59	1:09:23	1:01	25:17	2:18:19
29	7	2095	Renee Harrington	USA	43:29	1:04	1:08:15	1:13	24:45	2:18:45
30	6	2036	Charlotte Kerr	GBR	40:28	1:19	1:11:48	1:11	24:19	2:19:04
31	6	2051	Natalie Lye	GBR	41:09	0:57	1:10:58	1:13	24:56	2:19:11
32	5	2064	Marina Johnson	GBR	39:17	1:02	1:15:54	1:00	22:05	2:19:16
33	4	2128	Elizabeth Burgess	GBR	43:50	1:29	1:09:15	1:13	24:29	2:20:14
34	4	2107	Sheena Keates	GBR	41:17	1:48	1:13:01	1:43	22:48	2:20:36
35	8	2089	Lindsay Russell-Smith	GBR	43:50	1:08	1:09:31	2:06	24:36	2:21:09
36	6	2077	Tatiane Mickosz Do Nascimento	BRA	43:12	0:59	1:12:39	1:10	23:23	2:21:20
37	2	2161	Sylvie Parmantier	FRA	43:48	0:52	1:12:20	1:02	23:30	2:21:30
38	9	2099	Jody Yoken	CAN	42:21	1:18	1:12:37	1:19	24:20	2:21:53
39	1	2190	Kirsten Chapman	USA	42:23	1:07	1:12:59	1:27	24:06	2:22:00
40	10	2090	Gemma Shadbolt	GBR	42:24	1:25	1:12:43	1:30	24:40	2:22:40
41	3	2163	Jenny Jeeves	GBR	42:25	1:31	1:13:11	1:38	24:05	2:22:47
42	5	2117	Monica Doval	USA	43:06	1:15	1:13:28	1:20	24:17	2:23:24
43	5	2139	Nicky Tyrrell	GBR	41:19	1:28	1:16:02	1:14	23:28	2:23:29
44	7	2046	Sarah McConnell	AUS	40:57	1:16	1:16:45	1:11	23:53	2:24:00
45	6	2148	Erica Ruge	USA	46:29	1:18	1:09:00	1:11	26:24	2:24:21
46	7	2131	Pam Edgar	GBR	44:23	1:22	1:12:23	1:27	25:14	2:24:48
47	7	2073	Julie Cushen	USA	45:04	1:15	1:10:08	1:06	27:19	2:24:51
48	8	2135	Morag Mcdowall	GBR	43:35	1:05	1:13:40	1:09	25:49	2:25:16
49	7	2055	Rebeca Renteria Flores	MEX	40:28	1:00	1:18:59	1:09	23:48	2:25:22
50	8	2075	Amanda Jordan	USA	37:10	1:35	1:23:58	1:21	21:28	2:25:29
51	9	2065	Alexandra Scovarza	GBR	40:55	1:27	1:18:02	1:08	24:03	2:25:34
52	2	2186	Jacqui Thomson	GBR	41:37	1:30	1:17:38	1:10	23:41	2:25:34
53	10	2062	Mel Evans	GBR	42:22	1:28	1:18:42	1:24	22:02	2:25:57

2023 Standard Duathlon World Championships Ibiza

Age group - Nemenkénti eredménylista

Age Group Overall Women

Hely.	Kat.h.	Rsz	Név	Nemzet.	1st Run	1st Transition	Bike	2nd Transition	2nd Run (Finish)	Cél idő
54	3	2194	Karan Gardiner	CAN	41:17	1:07	1:19:24	1:28	23:02	2:26:15
55	11	2060	Charlotte Coward	GBR	45:18	1:31	1:12:07	1:19	26:15	2:26:28
56	12	2058	Marina Vinas Gaza	ESP	44:39	1:13	1:14:25	1:12	25:33	2:27:01
57	13	2066	Vicki Shipley	GBR	48:13	1:23	1:08:38	1:24	27:28	2:27:03
58	9	2146	Renata Ávila Silveira	USA	43:21	1:16	1:14:30	1:35	26:31	2:27:10
59	4	2162	Tracey Greenway	GBR	43:24	1:20	1:14:48	1:28	26:14	2:27:12
60	4	2184	Rachel Edwards	GBR	45:29	1:30	1:13:10	1:11	26:00	2:27:18
61	6	2105	Gwennan Henstock	GBR	43:53	1:35	1:15:39	1:13	25:13	2:27:31
62	10	2152	Tory Jones	CAN	46:23	1:20	1:10:56	1:26	28:11	2:28:14
63	5	2187	Wendy Urban	GBR	43:48	1:30	1:16:13	1:18	25:47	2:28:34
64	6	2183	Jacqueline Balfour	GBR	40:40	3:18	1:20:07	1:56	22:42	2:28:41
65	7	2110	Aisling Patterson	GBR	43:23	1:19	1:16:28	1:09	26:38	2:28:56
66	11	2083	Emma Cochrane	GBR	46:26	1:29	1:12:08	1:25	27:39	2:29:05
67	11	2133	Christine Howard	GBR	45:53	1:42	1:12:28	1:35	27:29	2:29:05
68	12	2129	Katherine Caris-Harris	GBR	46:21	1:42	1:12:38	1:40	26:51	2:29:10
69	13	2136	Olivia Mitchell	GBR	42:44	1:22	1:19:16	1:23	24:31	2:29:15
70	5	2164	Ruth Johnstone	GBR	46:40	2:09	1:12:23	1:54	26:14	2:29:18
71	2	2032	Sophie Vallis	GBR	41:55	1:20	1:20:40	1:28	24:07	2:29:28
72	12	2086	Cat Eassom	GBR	44:08	1:08	1:16:46	1:30	26:15	2:29:45
73	14	2132	Fern Hordern	GBR	45:18	1:24	1:15:36	1:21	26:28	2:30:05
74	8	2103	Laura Esther Ríos Torquet	ESP	43:52	1:07	1:19:50	1:14	24:15	2:30:16
75	8	2034	Irene López Manuel	ESP	44:40	1:20	1:16:35	1:19	26:31	2:30:23
76	13	2094	Ashley Forsyth	USA	46:02	1:33	1:14:03	1:50	27:13	2:30:40
77	14	2084	Sarah Davies	GBR	44:16	1:19	1:18:01	1:20	26:16	2:31:11
78	15	2140	Priscilla Woodhouse	GBR	47:07	1:07	1:14:06	1:04	27:55	2:31:17
79	9	2108	Joanna Lockwood	GBR	46:47	1:36	1:14:58	1:36	26:28	2:31:22
80	14	2070	Adriana Camelia Suson	ROU	43:45	1:03	1:19:57	1:12	25:32	2:31:28
81	15	2098	Dara Pelkey-Field	CAN	44:20	1:12	1:19:00	1:10	25:52	2:31:33
82	16	2134	Sarah McDonald	GBR	46:12	1:39	1:17:04	1:24	25:37	2:31:55
83	15	2072	Carissa Chambers	USA	44:48	1:24	1:20:19	1:11	24:15	2:31:55
84	10	2112	Laura Ravelli	ITA	48:11	1:09	1:14:56	1:10	26:53	2:32:16
85	7	2195	Angela Hofstra	CAN	47:38	1:29	1:14:26	1:31	27:14	2:32:16
86	17	2126	Ana Maria Fuster Mestre	ESP	44:01	1:09	1:19:44	1:07	26:19	2:32:19
87	8	2193	Amy Rappaport	USA	45:18	1:39	1:18:43	1:31	25:15	2:32:24
88	18	2141	Katrin Bragulla	GER	47:59	1:45	1:14:32	1:22	26:54	2:32:30
89	8	2056	Georgie Hicks	AUS	44:34	0:51	1:16:50	1:20	29:07	2:32:40
90	16	2061	Agnes Debreczeni	GBR	42:05	1:37	1:23:41	1:22	24:00	2:32:42
91	16	2091	Jennifer Tomblin	GBR	47:39	1:33	1:14:29	1:24	28:04	2:33:08
92	9	2181	Purificacion Lopez Mahia	ESP	43:52	1:24	1:21:04	2:05	25:08	2:33:32
93	17	2093	Shannon Dee	USA	46:46	1:25	1:16:28	1:24	27:46	2:33:47
94	10	2189	Laura Puga Lara	MEX	44:28	2:04	1:18:44	1:57	26:42	2:33:53
95	9	2043	Claudia Mandujano Vega	MEX	45:51	1:35	1:17:57	1:39	27:00	2:34:00
96	11	2121	Kathryn Jung	CAN	43:24	2:30	1:19:58	2:23	25:58	2:34:10
97	17	2074	Tracy Green	USA	40:57	1:41	1:25:04	1:48	25:29	2:34:56
98	6	2167	Ruth Mckee	IRL	46:54	1:28	1:17:13	1:19	28:13	2:35:05
99	19	2153	Marie-Josée Lalonde	CAN	50:27	1:40	1:13:36	1:15	29:19	2:36:15
100	12	2111	Lisa Phipps	GBR	47:52	1:33	1:15:45	1:39	29:36	2:36:23
101	20	2156	Vicky Ouimette	CAN	47:25	1:35	1:17:24	2:04	28:17	2:36:44
102	1	2203	Heather Leach	USA	50:46	1:24	1:13:27	1:38	29:34	2:36:48
103	7	2168	Beth Erman	USA	47:24	1:47	1:20:17	1:33	26:04	2:37:03
104	10	2035	Hannah Cooper	GBR	45:56	1:19	1:20:22	1:17	28:16	2:37:07
105	21	2150	Tania Scheffe	AUS	46:27	1:32	1:18:34	1:56	28:56	2:37:22
106	22	2137	Michelle Sayer	GBR	49:40	2:12	1:13:52	2:11	29:49	2:37:43

2023 Standard Duathlon World Championships Ibiza

Age group - Nemenkénti eredménylista

Age Group Overall Women

Hely.	Kat.h.	Rsz	Név	Nemzet.	1st Run	1st Transition	Bike	2nd Transition	2nd Run (Finish)	Cél idő
107	23	2127	Caroline Bailes	GBR	46:59	1:41	1:18:38	1:56	28:40	2:37:52
108	2	2199	Nora Haggart	GBR	48:33	1:33	1:18:36	1:28	27:45	2:37:54
109	13	2102	Mari Carmen Inesta Palomares	ESP	48:05	1:06	1:21:27	1:35	26:21	2:38:33
110	24	2157	Julie Roy	CAN	47:06	1:13	1:22:02	1:08	27:38	2:39:05
111	14	2113	Amanda Cilliers	RSA	46:38	2:11	1:20:41	2:13	27:43	2:39:24
112	18	2059	Katharine Baxter-Smith	GBR	47:29	1:26	1:21:36	1:53	27:39	2:40:01
113	25	2144	Resia Swart	RSA	48:07	2:26	1:19:36	2:19	27:37	2:40:03
114	26	2142	Cathy Curtain	RSA	48:32	1:40	1:19:44	1:59	28:21	2:40:15
115	8	2165	Jo Stephenson	GBR	47:46	3:38	1:20:37	2:15	26:04	2:40:18
116	11	2196	Kirsten Morch	DEN	49:15	2:01	1:19:00	1:34	28:38	2:40:25
117	9	2175	Rosane Mussi Da Silva Marques	BRA	48:05	1:45	1:18:09	3:35	30:18	2:41:51
118	10	2176	Gisele Lajoie	CAN	51:03	1:53	1:19:06	1:48	28:17	2:42:06
119	11	2174	Sally Thauvette	AUS	48:57	1:34	1:20:57	1:24	29:26	2:42:15
120	12	2185	Catherine Hotchkiss	GBR	49:10	1:48	1:22:21	1:34	27:37	2:42:27
121	19	2079	Marie-Andrée Houle	CAN	50:38	2:45	1:15:50	2:26	32:19	2:43:56
122	18	2097	Marcia McRoberts	CAN	46:33	1:56	1:26:38	1:50	28:46	2:45:41
123	15	2123	Nicole Rodaro	CAN	47:08	1:34	1:29:29	1:24	26:41	2:46:14
124	3	2200	Maria Vittoria Marocco	ITA	50:00	1:30	1:26:14	1:16	28:20	2:47:17
125	20	2078	Brandy Grainger	CAN	48:53	1:21	1:27:22	1:26	28:23	2:47:22
126	12	2170	Elaine Smith	USA	53:02	3:23	1:19:13	1:47	30:16	2:47:39
127	13	2172	Beth Warren	USA	47:51	1:40	1:27:44	1:54	28:44	2:47:51
128	27	2155	Michelle Lennox	CAN	53:09	2:26	1:21:08	2:38	29:07	2:48:25
129	14	2166	Nadia Wells	GBR	54:31	1:39	1:20:38	1:37	30:31	2:48:54
130	1	2208	Elspeth Knott	GBR	56:56	1:38	1:16:57	1:26	32:50	2:49:46
131	4	2205	Colleen Rebant	USA	52:20	1:33	1:20:53	1:43	33:40	2:50:08
132	15	2178	Claudia Acevedo Duque	CHI	53:50	2:14	1:23:13	1:45	29:39	2:50:39
133	13	2188	Heike Steininger	GER	53:28	1:51	1:22:53	1:28	31:59	2:51:38
134	16	2177	Christine Lundvall	CAN	53:35	2:55	1:24:10	1:58	29:57	2:52:33
135	2	2209	Yvonne Twelvetree	GBR	52:41	2:15	1:23:33	2:12	32:12	2:52:51
136	21	2076	Monica Smith	USA	52:01	1:47	1:27:34	1:48	31:47	2:54:55
137	16	2119	Brenda Sparks	USA	51:43	1:54	1:28:18	2:39	31:15	2:55:48
138	14	2182	Rosario Palma Martinez	ESP	49:17	1:23	1:32:23	1:34	31:30	2:56:04
139	17	2114	Mary-Anne Stott	RSA	1:00:25	2:15	1:21:20	1:49	34:43	3:00:31
140	28	2151	Iracilda Aparecida Ossuna	BRA	52:54	1:53	1:30:13	1:56	34:15	3:01:10
141	18	2115	Tammy Dafoe	USA	1:00:29	1:46	1:24:18	1:53	35:06	3:03:30
142	11	2045	Carolyn Hoover	USA	52:27	1:34	1:32:41	2:10	36:11	3:05:02
143	1	2217	Anne Dockery	GBR	50:37	1:28	1:40:06	1:56	31:23	3:05:28
144	15	2191	Mary Humphrey	USA	57:03	1:21	1:34:47	1:10	34:46	3:09:05
145	5	2201	Michela Mazzarelli	ITA	59:07	2:00	1:34:23	2:13	37:08	3:14:49
146	17	2171	Lisa Thomas	USA	1:00:15	2:11	1:38:22	3:21	37:08	3:21:16
147	3	2215	Janis Milliken	CAN	1:03:21	2:03	1:38:26	3:11	35:09	3:22:08
148	4	2214	Pamela Roberts	USA	1:06:51	1:26	1:43:58	2:40	38:12	3:33:05
149	5	2210	Shirley Jean Rolston	NZL	1:13:06	2:13	1:35:41	2:07	42:19	3:35:24
150	29	2147	Shelley Navin	USA	1:08:33	2:26	1:41:03	2:16	41:52	3:36:08
151	6	2202	Blanca Leticia Valdes Coss	MEX	1:12:50	2:41	1:32:56	2:08	46:52	3:37:26
152	7	2206	Sue Lyons	CAN	1:19:50	2:56	1:33:00	3:16	45:01	3:44:01
153	16	2192	Susan Patterson	USA	1:17:43	2:11	1:42:55	2:35	48:49	3:54:12
154	2	2219	Barbara Kostner	USA	1:25:23	2:41	1:35:13	2:17	51:20	3:56:51
155	6	2212	Susan Felicissimo	USA	1:20:08	5:42	1:42:06	5:10	48:14	4:01:19
156	8	2204	Stefanie Porta	USA	1:40:04	5:39	2:13:52	7:25	50:16	4:57:14