



2023 Standard Duathlon World Championships Ibiza

Age group - Kategóriánkénti eredménylista








Age 18-19 Male

| Kat.h. | Rsz | Név | Nemzet. | 1st Run | 1st Transition | Bike | 2nd Transition | 2nd Run (Finish) | Cél idő |
|--------|------|-----------------|---|---------|----------------|---------|----------------|------------------|----------------|
| 1 | 2001 | Johnathan Price | GBR  | 36:32 | 1:12 | 1:02:25 | 1:05 | 21:43 | 2:02:56 |
| 2 | 2002 | Gavin Adkins | USA  | 41:47 | 1:06 | 1:06:50 | 1:08 | 33:47 | 2:24:36 |

2023 Standard Duathlon World Championships Ibiza

Age group - Kategóriánkénti eredménylista

















Age 20-24 Male

| Kat.h. | Rsz | Név | Nemzet. | 1st Run | 1st Transition | Bike | 2nd Transition | 2nd Run (Finish) | Cél idő |
|--------|------|----------------------|---|---------|----------------|---------|----------------|------------------|----------------|
| 1 | 2005 | Adam Dart | GBR  | 32:35 | 0:54 | 57:20 | 1:00 | 18:30 | 1:50:18 |
| 2 | 2006 | Jake Dellow | GBR  | 36:25 | 1:23 | 1:05:52 | 1:22 | 20:07 | 2:05:08 |
| 3 | 2004 | Jayson Wersy | FRA  | 37:42 | 0:53 | 1:05:08 | 1:03 | 20:56 | 2:05:40 |
| 4 | 2007 | Andres Garcia Bolado | MEX  | 33:47 | 0:51 | 1:12:07 | 1:04 | 19:46 | 2:07:33 |
| 5 | 2003 | Miguel Gil Bernad | ESP  | 38:05 | 0:51 | 1:06:18 | 1:08 | 21:51 | 2:08:11 |
| 6 | 2008 | Patrige Chimwendo | ZIM  | 36:06 | 1:07 | 1:12:52 | 1:06 | 22:11 | 2:13:22 |
| 7 | 2011 | Yeran Wang | CAN  | 52:26 | 2:20 | 1:29:23 | 1:54 | 31:36 | 2:57:37 |

2023 Standard Duathlon World Championships Ibiza

Age group - Kategóriánkénti eredménylista



























Age 25-29 Male

| Kat.h. | Rsz | Név | Nemzet. | 1st Run | 1st Transition | Bike | 2nd Transition | 2nd Run (Finish) | Cél idő |
|--------|------|----------------------------|---|---------|----------------|---------|----------------|------------------|----------------|
| 1 | 2018 | David Bernard | FRA  | 32:20 | 0:46 | 57:44 | 0:44 | 17:56 | 1:49:29 |
| 2 | 2019 | Rémi Jauzac | FRA  | 32:03 | 0:43 | 58:03 | 0:46 | 18:12 | 1:49:44 |
| 3 | 2015 | Eduardo Montalban Almarcha | ESP  | 32:43 | 0:45 | 1:01:47 | 0:56 | 18:56 | 1:55:05 |
| 4 | 2016 | Lucas Saied Wittrock | ESP  | 33:41 | 0:44 | 1:04:18 | 0:43 | 18:55 | 1:58:19 |
| 5 | 2024 | Jacob Seal | GBR  | 34:55 | 1:13 | 1:01:49 | 0:58 | 19:37 | 1:58:30 |
| 6 | 2013 | Marcel Defense Silvestre | ESP  | 34:54 | 0:50 | 1:01:43 | 0:50 | 21:14 | 1:59:30 |
| 7 | 2022 | Jake Keast | GBR  | 35:23 | 0:56 | 1:03:48 | 1:01 | 19:38 | 2:00:43 |
| 8 | 2025 | Ben Tull | GBR  | 34:32 | 1:12 | 1:03:54 | 0:58 | 20:40 | 2:01:15 |
| 9 | 2026 | Nathan Sissa Mendlovic | MEX  | 34:29 | 0:53 | 1:07:49 | 0:51 | 20:59 | 2:04:59 |
| 10 | 2014 | Kevin Fernandez Fernandez | ESP  | 34:35 | 0:44 | 1:09:09 | 0:56 | 20:55 | 2:06:18 |
| 11 | 2017 | Xavier Sanchez Roger | ESP  | 37:04 | 0:57 | 1:08:34 | 1:24 | 21:07 | 2:09:05 |
| 12 | 2020 | Eliot Digby-Jones | GBR  | 38:29 | 1:23 | 1:05:25 | 1:21 | 22:52 | 2:09:27 |
| 13 | 2028 | Cameron Edwards | AUS  | 37:22 | 1:00 | 1:11:17 | 1:03 | 22:21 | 2:13:01 |
| 14 | 2027 | John Kretschmann | USA  | 39:05 | 1:42 | 1:09:58 | 1:30 | 21:26 | 2:13:39 |
| 15 | 2029 | Levi Warkentine | CAN  | 37:35 | 1:22 | 1:10:14 | 1:14 | 24:26 | 2:14:50 |
| 16 | 2021 | Aj Ellwood | GBR  | 39:28 | 1:14 | 1:13:33 | 1:07 | 23:33 | 2:18:53 |

2023 Standard Duathlon World Championships Ibiza

Age group - Kategóriánkénti eredménylista

Age 30-34 Male

| Kat.h. | Rsz | Név | Nemzet. | 1st Run | 1st Transition | Bike | 2nd Transition | 2nd Run (Finish) | Cél idő |
|--------|------|---------------------------|---|---------|----------------|---------|----------------|------------------|----------------|
| 1 | 2248 | Alexander Diaza Herreno | COL  | 31:56 | 0:47 | 59:52 | 0:50 | 19:36 | 1:53:00 |
| 2 | 2222 | Luis Juberias Rodriguez | ESP  | 33:29 | 0:48 | 59:36 | 0:47 | 18:47 | 1:53:26 |
| 3 | 2226 | Henry Farrell | GBR  | 33:12 | 0:46 | 1:01:12 | 0:53 | 18:54 | 1:54:55 |
| 4 | 2227 | Jake Hodgetts | GBR  | 33:41 | 0:59 | 1:00:33 | 0:58 | 19:08 | 1:55:17 |
| 5 | 2241 | Connor Roche | USA  | 32:01 | 0:57 | 1:04:57 | 1:08 | 18:46 | 1:57:46 |
| 6 | 2234 | Dominic Thackeray | GBR  | 33:01 | 0:54 | 1:04:49 | 0:51 | 19:19 | 1:58:52 |
| 7 | 2238 | Alexander Carr | NZL  | 34:16 | 1:01 | 1:04:25 | 1:07 | 19:34 | 2:00:21 |
| 8 | 2221 | Antoni Comes Tauler | ESP  | 37:11 | 0:50 | 1:02:54 | 0:50 | 20:21 | 2:02:05 |
| 9 | 2225 | Alex Bolland | GBR  | 34:29 | 1:18 | 1:04:33 | 0:56 | 20:56 | 2:02:11 |
| 10 | 2228 | Leo Maliphant | GBR  | 33:15 | 0:47 | 1:08:22 | 0:48 | 19:48 | 2:02:59 |
| 11 | 2235 | Nathan Wilkins | GBR  | 34:21 | 1:00 | 1:07:14 | 1:19 | 19:12 | 2:03:04 |
| 12 | 2236 | Francisco Miguel Menchaca | MEX  | 33:28 | 0:55 | 1:08:46 | 0:52 | 19:20 | 2:03:20 |
| 13 | 2232 | Owen Staddon | GBR  | 38:02 | 1:08 | 1:03:16 | 1:12 | 21:52 | 2:05:28 |
| 14 | 2229 | James Naldrett | GBR  | 37:13 | 1:25 | 1:06:12 | 1:27 | 20:32 | 2:06:46 |
| 15 | 2224 | Felix Yubero Isabel | ESP  | 36:20 | 0:56 | 1:07:36 | 0:56 | 23:03 | 2:08:50 |
| 16 | 2245 | Jordan Wehe | USA  | 36:26 | 1:03 | 1:09:02 | 1:02 | 21:50 | 2:09:22 |
| 17 | 2243 | Michael Tkachuk | USA  | 37:57 | 1:14 | 1:08:19 | 1:01 | 22:09 | 2:10:38 |
| 18 | 2230 | Peter Rought | GBR  | 37:20 | 1:10 | 1:08:51 | 1:17 | 23:31 | 2:12:07 |
| 19 | 2246 | Sipho Hobane Ndlovu | ZIM  | 37:21 | 0:50 | 1:13:02 | 0:51 | 21:33 | 2:13:35 |
| 20 | 2244 | Connor Vogan | USA  | 39:33 | 1:16 | 1:10:33 | 0:53 | 22:11 | 2:14:23 |
| 21 | 2223 | Santi Martínez Sesé | ESP  | 36:44 | 1:19 | 1:15:10 | 1:14 | 20:49 | 2:15:14 |
| 22 | 2231 | Edward Simpson | GBR  | 40:37 | 1:10 | 1:10:48 | 1:01 | 23:26 | 2:17:01 |
| 23 | 2233 | Graham Taylor | GBR  | 38:53 | 1:26 | 1:12:48 | 1:17 | 22:56 | 2:17:18 |
| 24 | 2247 | Maicon Sulivan | BRA  | 36:16 | 1:59 | 1:17:27 | 1:40 | 23:28 | 2:20:47 |
| 25 | 2242 | Brian Scheel | USA  | 42:43 | 1:25 | 1:20:06 | 1:07 | 26:32 | 2:31:51 |
| 26 | 2240 | Jamie Kryder | USA  | 45:43 | 1:22 | 1:25:44 | 1:24 | 29:56 | 2:44:08 |

2023 Standard Duathlon World Championships Ibiza

Age group - Kategóriánkénti eredménylista

Age 35-39 Male

| Kat.h. | Rsz | Név | Nemzet. | 1st Run | 1st Transition | Bike | 2nd Transition | 2nd Run (Finish) | Cél idő |
|--------|------|-----------------------------------|---------|---------|----------------|---------|----------------|------------------|----------------|
| 1 | 2279 | Adam Labbett | SUI | 32:25 | 0:54 | 59:12 | 0:59 | 17:49 | 1:51:18 |
| 2 | 2262 | Carl Gibson | GBR | 32:36 | 1:03 | 58:54 | 0:50 | 18:16 | 1:51:37 |
| 3 | 2261 | John Franklin | GBR | 32:48 | 0:54 | 58:52 | 1:00 | 18:55 | 1:52:27 |
| 4 | 2257 | Cedric Labadens | FRA | 31:27 | 0:51 | 1:01:46 | 0:52 | 19:08 | 1:54:03 |
| 5 | 2284 | Mario Agustin Salvador Sutton | ARG | 37:28 | 0:54 | 1:00:19 | 0:49 | 19:34 | 1:59:02 |
| 6 | 2270 | Darren Millar | IRL | 34:02 | 1:27 | 1:03:42 | 0:50 | 19:05 | 1:59:04 |
| 7 | 2289 | Gilberto Inacio Do Nascimento | BRA | 34:16 | 0:48 | 1:04:00 | 0:56 | 21:02 | 2:00:59 |
| 8 | 2265 | Jay Pitt | GBR | 36:34 | 1:19 | 1:00:25 | 1:14 | 21:55 | 2:01:25 |
| 9 | 2267 | Michael Sloanes | GBR | 37:14 | 1:03 | 1:00:45 | 1:11 | 22:12 | 2:02:23 |
| 10 | 2276 | Fábio Durao | POR | 32:02 | 1:09 | 1:09:07 | 1:16 | 19:03 | 2:02:35 |
| 11 | 2285 | Justin Gray | AUS | 37:12 | 0:52 | 1:04:15 | 1:00 | 20:44 | 2:04:01 |
| 12 | 2263 | Phil Mant | GBR | 38:16 | 1:11 | 1:03:10 | 1:06 | 20:32 | 2:04:12 |
| 13 | 2268 | Callum Toole | GBR | 37:30 | 0:59 | 1:03:24 | 1:19 | 21:16 | 2:04:26 |
| 14 | 2272 | Hector Cisneros Vázquez | MEX | 35:37 | 0:50 | 1:07:08 | 0:57 | 20:40 | 2:05:10 |
| 15 | 2253 | Emiliano Sebastian Estrubia | ESP | 36:27 | 1:13 | 1:05:54 | 0:56 | 21:00 | 2:05:28 |
| 16 | 2290 | Raul Ribeiro Dos Santos | BRA | 35:47 | 0:59 | 1:07:44 | 1:06 | 20:16 | 2:05:49 |
| 17 | 2260 | Steve Bannister | GBR | 36:31 | 1:19 | 1:06:10 | 1:23 | 20:49 | 2:06:10 |
| 18 | 2266 | Tom Ridgway | GBR | 38:21 | 1:30 | 1:03:14 | 1:15 | 22:06 | 2:06:25 |
| 19 | 2258 | Tom Anderson | GBR | 36:55 | 1:00 | 1:05:24 | 1:04 | 22:54 | 2:07:15 |
| 20 | 2259 | Sam Aspinwall | GBR | 38:30 | 1:23 | 1:05:35 | 1:22 | 21:02 | 2:07:51 |
| 21 | 2282 | Michael Fowler | USA | 38:03 | 1:10 | 1:05:41 | 1:16 | 23:04 | 2:09:12 |
| 22 | 2281 | Nicholas D'Angiolillo | USA | 36:20 | 1:04 | 1:11:17 | 1:06 | 20:59 | 2:10:44 |
| 23 | 2287 | Fabio Augusto De Oliveira | BRA | 37:08 | 1:26 | 1:08:53 | 1:36 | 21:43 | 2:10:44 |
| 24 | 2293 | Derek Grainger | CAN | 38:04 | 0:57 | 1:10:06 | 1:06 | 21:45 | 2:11:56 |
| 25 | 2278 | Robert Slabbert | RSA | 40:09 | 1:31 | 1:06:35 | 1:44 | 22:45 | 2:12:41 |
| 26 | 2255 | Sergio Torres García | ESP | 37:59 | 1:01 | 1:10:45 | 1:12 | 23:24 | 2:14:18 |
| 27 | 2256 | Antonio Torres Planells | ESP | 39:32 | 0:59 | 1:09:49 | 1:06 | 23:39 | 2:15:04 |
| 28 | 2280 | Derek Armer-Derner | USA | 43:24 | 1:07 | 1:03:58 | 1:19 | 25:25 | 2:15:10 |
| 29 | 2286 | Keith Morrison | AUS | 37:14 | 1:58 | 1:14:31 | 1:19 | 21:54 | 2:16:52 |
| 30 | 2273 | Gustavo Ricardo Hernandez Marquez | MEX | 37:10 | 1:12 | 1:15:12 | 1:20 | 23:31 | 2:18:22 |
| 31 | 2277 | Lebuhang Senti | RSA | 37:59 | 1:46 | 1:17:11 | 1:48 | 21:51 | 2:20:33 |
| 32 | 2292 | John Brodeur | CAN | 41:52 | 1:16 | 1:12:16 | 1:18 | 24:15 | 2:20:56 |
| 33 | 2254 | Juan Martín Restituto | ESP | 39:52 | 1:09 | 1:15:49 | 1:24 | 23:45 | 2:21:56 |
| 34 | 2295 | Carlos Castillo | COL | 43:04 | 1:37 | 1:09:23 | 1:28 | 27:03 | 2:22:34 |
| 35 | 2269 | Stephen Garvey | IRL | 44:18 | 1:43 | 1:07:40 | 1:31 | 27:58 | 2:23:07 |
| 36 | 2274 | Eduardo Ibanez Castro | MEX | 42:42 | 0:56 | 1:16:56 | 0:57 | 24:21 | 2:25:50 |
| 37 | 2275 | Patrick Johnson | NZL | 44:16 | 1:29 | 1:15:49 | 1:58 | 23:33 | 2:27:03 |
| 38 | 2271 | Takahiro Mishina | JPN | 44:23 | 2:16 | 1:14:05 | 1:38 | 27:32 | 2:29:51 |
| 39 | 2296 | Khaled El Shobokshy | EGY | 1:56:15 | 1:23 | 2:03:32 | 1:44 | 1:06:06 | 5:08:58 |
| | 2283 | Brek Minarik | USA | 31:26 | 0:46 | 1:01:30 | 1:08 | 18:18 | 1:53:07 |

2023 Standard Duathlon World Championships Ibiza

Age group - Kategóriánkénti eredménylista

Age 40-44 Male

| Kat.h. | Rsz | Név | Nemzet. | 1st Run | 1st Transition | Bike | 2nd Transition | 2nd Run (Finish) | Cél idő |
|--------|------|------------------------------|---------|---------|----------------|---------|----------------|------------------|----------------|
| 1 | 2312 | Marc Daigneault | GBR | 33:45 | 0:54 | 59:09 | 0:59 | 18:46 | 1:53:32 |
| 2 | 2302 | Fernando De La Calle Fuentes | ESP | 33:36 | 0:50 | 59:22 | 0:56 | 19:18 | 1:54:01 |
| 3 | 2333 | Talles Medeiros | BRA | 34:00 | 0:53 | 1:00:11 | 0:54 | 18:46 | 1:54:42 |
| 4 | 2338 | Esben Lykkegaard | DEN | 34:00 | 0:55 | 1:00:07 | 1:22 | 19:25 | 1:55:48 |
| 5 | 2321 | Richard Williams | GBR | 35:40 | 0:56 | 58:02 | 1:04 | 20:10 | 1:55:49 |
| 6 | 2310 | Paskell Blackwell | GBR | 35:15 | 0:58 | 1:01:27 | 0:56 | 19:49 | 1:58:23 |
| 7 | 2339 | David Howson | GBR | 35:09 | 0:55 | 1:01:38 | 1:09 | 20:24 | 1:59:12 |
| 8 | 2315 | Ali King | GBR | 34:02 | 1:02 | 1:04:00 | 0:54 | 19:38 | 1:59:34 |
| 9 | 2324 | Domenico Rotolo | ITA | 36:18 | 0:46 | 1:03:19 | 0:50 | 19:21 | 2:00:31 |
| 10 | 2318 | Peter Sutton | GBR | 35:06 | 1:04 | 1:03:46 | 0:57 | 20:08 | 2:00:59 |
| 11 | 2305 | Josep María Novellas Collado | ESP | 34:58 | 0:44 | 1:04:16 | 0:53 | 21:42 | 2:02:31 |
| 12 | 2309 | Scott Baxendale-White | GBR | 36:33 | 1:18 | 1:02:50 | 1:09 | 20:48 | 2:02:35 |
| 13 | 2301 | Damian Bevilacqua Chaivén | ESP | 35:39 | 0:51 | 1:03:43 | 1:29 | 21:11 | 2:02:50 |
| 14 | 2306 | Miguel Angel Perez Alamino | ESP | 36:11 | 0:55 | 1:06:25 | 0:46 | 18:52 | 2:03:06 |
| 15 | 2327 | Ryan Thomas | RSA | 37:12 | 1:17 | 1:02:02 | 1:11 | 21:55 | 2:03:35 |
| 16 | 2304 | Pedro Lorenzo Arranz | ESP | 34:42 | 1:12 | 1:06:57 | 1:09 | 19:49 | 2:03:48 |
| 17 | 2316 | Neil Phipps | GBR | 36:29 | 1:04 | 1:05:02 | 0:50 | 20:41 | 2:04:03 |
| 18 | 2313 | Robert Fletcher | GBR | 37:32 | 1:01 | 1:03:39 | 1:06 | 22:06 | 2:05:22 |
| 19 | 2329 | Stephen Eles | USA | 34:58 | 1:10 | 1:08:42 | 1:03 | 19:49 | 2:05:39 |
| 20 | 2326 | Ryan Switala | RSA | 37:02 | 1:12 | 1:02:30 | 1:13 | 24:10 | 2:06:05 |
| 21 | 2328 | Matevž Zavec | SLO | 37:05 | 0:49 | 1:06:27 | 1:08 | 22:14 | 2:07:43 |
| 22 | 2322 | Hendrik Brandes | GER | 37:05 | 1:38 | 1:06:25 | 1:27 | 21:41 | 2:08:13 |
| 23 | 2307 | Cyril Ricci | FRA | 36:53 | 1:37 | 1:07:48 | 1:17 | 21:28 | 2:09:01 |
| 24 | 2323 | Eoin Bailey | IRL | 38:30 | 1:00 | 1:04:28 | 1:00 | 24:33 | 2:09:28 |
| 25 | 2317 | Dariusz Podbilski | GBR | 38:47 | 1:08 | 1:06:59 | 1:12 | 22:29 | 2:10:34 |
| 26 | 2332 | Marcelo Gusmao | BRA | 37:07 | 1:03 | 1:10:03 | 1:05 | 22:10 | 2:11:25 |
| 27 | 2308 | Dave Asher | GBR | 38:36 | 0:58 | 1:09:22 | 1:08 | 22:16 | 2:12:18 |
| 28 | 2319 | Matt Ward | GBR | 40:00 | 1:14 | 1:06:28 | 1:08 | 23:35 | 2:12:25 |
| 29 | 2334 | Irion Serafim De Souza Filho | BRA | 42:56 | 1:07 | 1:12:03 | 1:06 | 23:32 | 2:20:42 |
| 30 | 2325 | Bogdan Tatomir | ROU | 43:33 | 1:31 | 1:10:11 | 1:37 | 24:57 | 2:21:46 |
| 31 | 2320 | Ryan West | GBR | 43:12 | 1:24 | 1:10:53 | 1:23 | 28:51 | 2:25:42 |
| 32 | 2336 | Kyle Quinn | CAN | 41:42 | 1:40 | 1:15:19 | 1:20 | 27:18 | 2:27:17 |
| 33 | 2331 | Christopher Navin | USA | 47:00 | 1:10 | 1:10:03 | 1:19 | 27:57 | 2:27:27 |
| 34 | 2311 | Ian Collings | GBR | 45:35 | 1:21 | 1:15:11 | 1:29 | 26:10 | 2:29:45 |
| 35 | 2337 | Gustavo Enrique Erazo Rosero | COL | 40:34 | 1:08 | 1:20:56 | 1:14 | 27:21 | 2:31:10 |
| 36 | 2330 | Michael Krisle | USA | 46:43 | 1:26 | 1:21:06 | 1:43 | 29:17 | 2:40:14 |
| 37 | 2303 | Javier López García | ESP | 54:25 | 1:38 | 1:25:51 | 1:35 | 30:39 | 2:54:06 |

2023 Standard Duathlon World Championships Ibiza

Age group - Kategóriánkénti eredménylista

Age 45-49 Male

| Kat.h. | Rsz | Név | Nemzet. | 1st Run | 1st Transition | Bike | 2nd Transition | 2nd Run (Finish) | Cél idő |
|--------|------|---|---------|---------|----------------|---------|----------------|------------------|----------------|
| 1 | 2358 | Owen James | GBR | 33:38 | 0:54 | 58:59 | 0:57 | 19:58 | 1:54:25 |
| 2 | 2372 | Rui Narigueta | POR | 34:07 | 0:47 | 59:23 | 0:54 | 19:28 | 1:54:37 |
| 3 | 2347 | Jaime Menendez De Luarda Zumalacarregui | ESP | 35:11 | 0:52 | 1:00:07 | 1:00 | 20:52 | 1:58:00 |
| 4 | 2345 | Jorge Ferrío Luque | ESP | 33:59 | 0:46 | 1:02:51 | 0:58 | 20:14 | 1:58:47 |
| 5 | 2351 | Manuel Lauffenburger | FRA | 35:41 | 0:59 | 1:00:50 | 1:07 | 20:15 | 1:58:50 |
| 6 | 2349 | Victor Sánchez García | ESP | 35:36 | 0:51 | 1:01:01 | 0:54 | 20:51 | 1:59:11 |
| 7 | 2368 | Christian Heer | GER | 37:32 | 0:58 | 1:01:45 | 1:02 | 20:59 | 2:02:14 |
| 8 | 2364 | Andy Nice | GBR | 35:35 | 1:03 | 1:03:49 | 1:04 | 21:11 | 2:02:40 |
| 9 | 2350 | Francisco Jose Silva Lopez | ESP | 35:49 | 0:54 | 1:03:46 | 0:56 | 21:30 | 2:02:54 |
| 10 | 2362 | Andrew McGhee | GBR | 38:14 | 1:08 | 1:01:40 | 1:04 | 21:56 | 2:04:00 |
| 11 | 2380 | Alejandro David Belen | ARG | 34:01 | 1:02 | 1:07:34 | 0:49 | 21:16 | 2:04:39 |
| 12 | 2355 | Ross Crombie | GBR | 36:11 | 1:08 | 1:06:10 | 1:07 | 20:58 | 2:05:32 |
| 13 | 2374 | Jaco Cilliers | RSA | 37:05 | 1:06 | 1:05:17 | 1:21 | 21:18 | 2:06:07 |
| 14 | 2367 | Richard Thomas | GBR | 38:58 | 1:12 | 1:04:57 | 1:00 | 22:15 | 2:08:20 |
| 15 | 2357 | Mathew Goddard | GBR | 37:07 | 1:24 | 1:07:27 | 1:31 | 20:56 | 2:08:22 |
| 16 | 2352 | Kyle Bateman | GBR | 38:33 | 1:52 | 1:04:49 | 1:05 | 22:11 | 2:08:27 |
| 17 | 2366 | Simon Sly | GBR | 38:10 | 1:05 | 1:06:01 | 1:14 | 22:22 | 2:08:52 |
| 18 | 2365 | Brett Osler | GBR | 37:53 | 0:56 | 1:07:16 | 1:03 | 22:33 | 2:09:39 |
| 19 | 2360 | Andrew Line | GBR | 36:38 | 1:32 | 1:09:03 | 1:32 | 21:24 | 2:10:07 |
| 20 | 2361 | Phillip Lockwood-Holmes | GBR | 37:54 | 0:52 | 1:09:22 | 1:15 | 21:17 | 2:10:39 |
| 21 | 2363 | Paul Mwanza | GBR | 37:35 | 0:54 | 1:07:57 | 0:56 | 23:45 | 2:11:06 |
| 22 | 2379 | David Zuzga | USA | 37:56 | 1:37 | 1:08:44 | 2:04 | 22:17 | 2:12:37 |
| 23 | 2348 | Javier Cecilio Salgado Algarrada | ESP | 38:58 | 1:17 | 1:09:17 | 1:02 | 22:37 | 2:13:09 |
| 24 | 2354 | Peter Cowler | GBR | 40:36 | 1:14 | 1:07:29 | 1:05 | 23:09 | 2:13:31 |
| 25 | 2373 | Pieter Burger | RSA | 41:05 | 1:05 | 1:06:51 | 1:19 | 23:45 | 2:14:03 |
| 26 | 2359 | Richard Lawrence | GBR | 40:43 | 1:03 | 1:07:42 | 1:16 | 24:23 | 2:15:05 |
| 27 | 2378 | Ryan Meek | USA | 41:50 | 1:46 | 1:08:16 | 1:20 | 24:04 | 2:17:15 |
| 28 | 2382 | Luiz Aparecido Ruela Da Silva Assuncao | BRA | 39:30 | 1:07 | 1:13:46 | 1:31 | 23:27 | 2:19:19 |
| 29 | 2343 | Marco Cleries Marco | ESP | 39:02 | 1:25 | 1:16:38 | 2:14 | 22:43 | 2:22:00 |
| 30 | 2376 | Christian Botting | USA | 40:14 | 1:28 | 1:15:48 | 1:07 | 23:58 | 2:22:35 |
| 31 | 2385 | Mike Field | CAN | 42:50 | 1:07 | 1:13:42 | 1:06 | 26:50 | 2:25:34 |
| 32 | 2342 | Franc Capel Rubio | ESP | 42:38 | 1:21 | 1:14:53 | 1:08 | 25:54 | 2:25:51 |
| 33 | 2370 | Emilio Guillermo Signoret Gomez | MEX | 44:21 | 2:01 | 1:12:22 | 1:50 | 25:36 | 2:26:08 |
| 34 | 2344 | David Domingo Lorenzo | ESP | 43:31 | 1:17 | 1:15:23 | 1:14 | 26:21 | 2:27:44 |
| 35 | 2384 | Steve Benko | CAN | 44:33 | 1:53 | 1:14:44 | 1:37 | 26:05 | 2:28:50 |
| 36 | 2369 | Marco Taurino | ITA | 43:38 | 1:31 | 1:16:10 | 1:53 | 25:57 | 2:29:07 |
| 37 | 2375 | Dawid Janse Van Rensburg | RSA | 37:55 | 1:03 | 1:27:42 | 1:15 | 22:14 | 2:30:07 |
| 38 | 2381 | Osmando Rafael Junior | BRA | 43:17 | 1:45 | 1:18:19 | 2:13 | 25:48 | 2:31:20 |
| 39 | 2383 | Thomas Awad | CAN | 42:39 | 1:39 | 1:23:41 | 1:27 | 24:05 | 2:33:28 |
| 40 | 2346 | Jesus Angel Herrero Perez | ESP | 41:47 | 1:37 | 1:18:44 | 1:37 | 31:45 | 2:35:27 |
| 41 | 2377 | Monty Hardy | USA | 46:25 | 1:13 | 1:25:03 | 1:36 | 28:08 | 2:42:22 |

2023 Standard Duathlon World Championships Ibiza

Age group - Kategóriánkénti eredménylista

Age 50-54 Male

| Kat.h. | Rsz | Név | Nemzet. | 1st Run | 1st Transition | Bike | 2nd Transition | 2nd Run (Finish) | Cél idő |
|--------|------|------------------------------------|---------|---------|----------------|---------|----------------|------------------|----------------|
| 1 | 2410 | Lee Piercy | GBR | 34:57 | 0:52 | 59:04 | 1:02 | 20:00 | 1:55:53 |
| 2 | 2397 | Pierre Voilliot | FRA | 33:18 | 0:54 | 1:01:37 | 0:54 | 19:30 | 1:56:11 |
| 3 | 2402 | Robert Harrison | GBR | 34:25 | 0:50 | 1:00:27 | 0:57 | 20:13 | 1:56:50 |
| 4 | 2437 | Soren Bay | DEN | 33:18 | 0:48 | 1:03:35 | 1:06 | 19:18 | 1:58:03 |
| 5 | 2409 | Chris Nicoll | GBR | 34:32 | 0:50 | 1:03:34 | 0:56 | 19:50 | 1:59:41 |
| 6 | 2422 | Pietro Carrara | ITA | 35:10 | 0:49 | 1:02:55 | 1:06 | 21:11 | 2:01:08 |
| 7 | 2421 | Adriele Prina-Mello | IRL | 35:36 | 1:04 | 1:06:12 | 1:04 | 20:41 | 2:04:35 |
| 8 | 2433 | Leandro Martinez | BRA | 38:57 | 1:11 | 1:01:50 | 0:57 | 22:25 | 2:05:18 |
| 9 | 2404 | Philip Kruse | GBR | 36:09 | 0:56 | 1:06:20 | 0:58 | 21:14 | 2:05:34 |
| 10 | 2391 | Xavier Gispert Porcar | ESP | 36:36 | 0:50 | 1:06:43 | 0:47 | 20:50 | 2:05:44 |
| 11 | 2428 | Reece Stephens | AUS | 37:46 | 1:00 | 1:04:08 | 0:55 | 23:06 | 2:06:53 |
| 12 | 2393 | Alfonso Lahuerta Izquierdo | ESP | 37:58 | 1:16 | 1:04:54 | 1:05 | 23:08 | 2:08:18 |
| 13 | 2394 | Oscar Quero De Borja | ESP | 37:17 | 1:05 | 1:08:21 | 1:09 | 20:31 | 2:08:21 |
| 14 | 2411 | Richard Robinson | GBR | 39:29 | 1:13 | 1:03:59 | 1:11 | 23:04 | 2:08:54 |
| 15 | 2423 | Margarito Alonso Ramirez | MEX | 34:25 | 2:27 | 1:10:35 | 1:29 | 20:01 | 2:08:54 |
| 16 | 2427 | Mike Haintz | AUS | 39:32 | 1:29 | 1:03:32 | 1:14 | 23:12 | 2:08:57 |
| 17 | 2398 | Patrick Allaway | GBR | 37:53 | 1:22 | 1:07:21 | 1:04 | 21:57 | 2:09:34 |
| 18 | 2429 | Stefan Gremmens | BEL | 39:45 | 0:53 | 1:07:18 | 0:57 | 21:02 | 2:09:52 |
| 19 | 2436 | Berthier Tardif | CAN | 39:45 | 0:56 | 1:06:04 | 1:13 | 22:57 | 2:10:52 |
| 20 | 2401 | Jon Chamberlain | GBR | 39:45 | 1:23 | 1:05:36 | 1:17 | 23:21 | 2:11:20 |
| 21 | 2417 | Chris Martin | GER | 41:07 | 1:13 | 1:05:14 | 1:19 | 22:41 | 2:11:34 |
| 22 | 2406 | Ilia Loubenski | GBR | 38:28 | 1:19 | 1:08:19 | 1:23 | 22:17 | 2:11:45 |
| 23 | 2399 | David Barnett | GBR | 38:00 | 1:17 | 1:09:04 | 1:02 | 22:44 | 2:12:04 |
| 24 | 2403 | Frank Holmes | GBR | 40:47 | 1:22 | 1:04:50 | 1:15 | 24:28 | 2:12:39 |
| 25 | 2408 | Adrian Morley | GBR | 39:32 | 1:12 | 1:09:39 | 1:08 | 22:49 | 2:14:17 |
| 26 | 2400 | Jim Callender | GBR | 40:40 | 1:45 | 1:09:51 | 1:38 | 22:16 | 2:16:09 |
| 27 | 2392 | Tomas Ibanez Mayo | ESP | 39:10 | 1:37 | 1:11:43 | 1:09 | 22:45 | 2:16:22 |
| 28 | 2415 | David Vickers | GBR | 39:03 | 1:04 | 1:13:12 | 1:02 | 22:11 | 2:16:30 |
| 29 | 2416 | Jochen Gutbrod | GER | 41:36 | 1:06 | 1:10:15 | 1:19 | 22:29 | 2:16:43 |
| 30 | 2434 | Maxime Labrie | CAN | 42:35 | 1:04 | 1:08:02 | 1:35 | 23:47 | 2:17:01 |
| 31 | 2413 | Craig Stewart | GBR | 39:24 | 1:07 | 1:11:47 | 1:11 | 24:23 | 2:17:50 |
| 32 | 2432 | Carlos Augusto De Oliveira Augusto | BRA | 39:45 | 1:03 | 1:12:17 | 1:07 | 23:49 | 2:17:59 |
| 33 | 2405 | Simon Lewis | GBR | 41:33 | 1:03 | 1:07:26 | 1:28 | 27:34 | 2:19:02 |
| 34 | 2435 | Camil Sauve | CAN | 41:06 | 1:32 | 1:12:42 | 1:39 | 24:17 | 2:21:13 |
| 35 | 2424 | Michael Bletzer | USA | 44:43 | 1:19 | 1:08:54 | 1:32 | 26:14 | 2:22:41 |
| 36 | 2425 | Galvin Kennedy | USA | 43:21 | 1:15 | 1:13:50 | 1:40 | 24:58 | 2:25:03 |
| 37 | 2420 | Nigel Lambe | IRL | 43:27 | 1:12 | 1:16:19 | 1:38 | 23:56 | 2:26:30 |
| 38 | 2419 | John Falvey | IRL | 45:58 | 1:19 | 1:14:36 | 1:27 | 27:10 | 2:30:27 |
| 39 | 2390 | Victor Moises Fragoso Carrion | ESP | 43:26 | 1:21 | 1:19:18 | 1:19 | 26:57 | 2:32:18 |
| 40 | 2431 | Cristiano Alcantara De Souza | BRA | 46:24 | 1:10 | 1:17:44 | 1:41 | 26:06 | 2:33:03 |
| 41 | 2395 | Carlos Andres Ramirez Duarte | ESP | 47:00 | 1:21 | 1:16:48 | 2:08 | 28:47 | 2:36:02 |
| 42 | 2426 | Robert Patterson | USA | 50:58 | 1:38 | 1:15:22 | 1:41 | 30:31 | 2:40:08 |
| 43 | 2396 | Antonio Romero Guijarro | ESP | 57:41 | 2:18 | 1:13:55 | 3:05 | 26:12 | 2:43:09 |
| 44 | 2418 | Stefan Schaefer | GER | 1:00:02 | 2:08 | 1:15:21 | 2:27 | 33:47 | 2:53:44 |

2023 Standard Duathlon World Championships Ibiza

Age group - Kategóriánkénti eredménylista

Age 55-59 Male

| Kat.h. | Rsz | Név | Nemzet. | 1st Run | 1st Transition | Bike | 2nd Transition | 2nd Run (Finish) | Cél idő |
|--------|------|-------------------------|---|---------|----------------|---------|----------------|------------------|----------------|
| 1 | 2462 | Udo Van Stevendaal | GER  | 35:02 | 0:55 | 59:42 | 1:07 | 19:49 | 1:56:34 |
| 2 | 2451 | Craig Dyce | GBR  | 34:49 | 0:51 | 1:03:12 | 0:47 | 19:54 | 1:59:31 |
| 3 | 2443 | Pascal Cassez | FRA  | 34:59 | 0:57 | 1:05:58 | 0:57 | 21:13 | 2:04:01 |
| 4 | 2459 | Ian Reid | GBR  | 37:45 | 0:55 | 1:03:12 | 0:55 | 21:35 | 2:04:20 |
| 5 | 2446 | Lee Barker | GBR  | 36:10 | 1:01 | 1:05:32 | 0:57 | 21:01 | 2:04:39 |
| 6 | 2482 | Lars Brix | DEN  | 37:54 | 1:17 | 1:07:03 | 1:18 | 21:27 | 2:08:57 |
| 7 | 2458 | Paul Radford | GBR  | 35:48 | 1:03 | 1:11:41 | 1:03 | 19:39 | 2:09:12 |
| 8 | 2453 | Martin Hibbert | GBR  | 38:11 | 1:12 | 1:08:13 | 1:19 | 21:00 | 2:09:53 |
| 9 | 2460 | Graeme Stirzaker | GBR  | 38:57 | 1:07 | 1:04:30 | 0:53 | 24:41 | 2:10:06 |
| 10 | 2449 | Richard Davis | GBR  | 39:07 | 1:23 | 1:06:01 | 1:24 | 22:15 | 2:10:08 |
| 11 | 2468 | Alan Graff | USA  | 40:16 | 1:24 | 1:04:52 | 1:15 | 23:29 | 2:11:14 |
| 12 | 2444 | Andy Alcorn | GBR  | 39:32 | 1:33 | 1:07:16 | 1:09 | 23:00 | 2:12:29 |
| 13 | 2445 | David Bagge | GBR  | 44:42 | 1:27 | 1:03:48 | 1:16 | 22:08 | 2:13:18 |
| 14 | 2473 | Darren Blackhurst | AUS  | 40:42 | 1:01 | 1:07:34 | 1:16 | 22:52 | 2:13:24 |
| 15 | 2457 | Clifford Puttock | GBR  | 39:59 | 1:17 | 1:08:45 | 1:26 | 22:32 | 2:13:55 |
| 16 | 2461 | Mike Wildgoose | GBR  | 38:11 | 1:24 | 1:10:48 | 1:42 | 22:15 | 2:14:18 |
| 17 | 2465 | Sean Casey | USA  | 41:59 | 1:17 | 1:07:15 | 1:14 | 22:49 | 2:14:32 |
| 18 | 2450 | Andrew Dovernor | GBR  | 40:41 | 1:01 | 1:09:00 | 1:00 | 23:19 | 2:15:00 |
| 19 | 2478 | Kevin Gallagher | CAN  | 41:25 | 1:04 | 1:07:39 | 1:19 | 24:19 | 2:15:44 |
| 20 | 2448 | Andrew Bowler | GBR  | 40:42 | 1:23 | 1:08:19 | 1:35 | 23:52 | 2:15:49 |
| 21 | 2452 | Andrew Green | GBR  | 41:00 | 1:17 | 1:10:36 | 1:47 | 23:41 | 2:18:20 |
| 22 | 2471 | William Schaffer | USA  | 37:50 | 1:17 | 1:13:42 | 0:56 | 24:49 | 2:18:33 |
| 23 | 2475 | Eduardo Caldeira Barros | BRA  | 40:56 | 0:55 | 1:11:43 | 1:06 | 25:59 | 2:20:38 |
| 24 | 2454 | Tim Kendrick | GBR  | 43:27 | 1:40 | 1:09:57 | 1:32 | 25:15 | 2:21:49 |
| 25 | 2442 | Daniel Portella Coll | ESP  | 42:44 | 1:37 | 1:12:02 | 1:32 | 25:07 | 2:23:00 |
| 26 | 2455 | Mark Pestrige | GBR  | 41:17 | 1:23 | 1:15:34 | 1:33 | 23:42 | 2:23:27 |
| 27 | 2464 | Frank Broadstreet | USA  | 43:18 | 1:05 | 1:11:06 | 1:15 | 27:08 | 2:23:50 |
| 28 | 2447 | Andy Biggs | GBR  | 47:23 | 1:09 | 1:07:55 | 1:00 | 26:53 | 2:24:19 |
| 29 | 2456 | Neil Phillips | GBR  | 41:39 | 1:10 | 1:16:33 | 1:02 | 24:06 | 2:24:29 |
| 30 | 2472 | Christopher Valerian | USA  | 43:40 | 1:36 | 1:14:02 | 1:47 | 25:22 | 2:26:25 |
| 31 | 2476 | Euler Teixeira Filho | BRA  | 44:58 | 1:40 | 1:08:38 | 1:44 | 31:49 | 2:28:47 |
| 32 | 2479 | Peter Willard | CAN  | 44:38 | 1:42 | 1:16:02 | 1:51 | 25:57 | 2:30:07 |
| 33 | 2474 | David Schefe | AUS  | 45:10 | 1:32 | 1:14:33 | 1:59 | 30:48 | 2:34:01 |
| 34 | 2463 | James Ballantine | USA  | 47:15 | 2:55 | 1:14:35 | 2:25 | 27:56 | 2:35:05 |
| 35 | 2477 | Denis Chénard | CAN  | 48:18 | 1:29 | 1:25:04 | 1:28 | 32:36 | 2:48:53 |

2023 Standard Duathlon World Championships Ibiza

Age group - Kategóriánkénti eredménylista


























Age 60-64 Male

| Kat.h. | Rsz | Név | Nemzet. | 1st Run | 1st Transition | Bike | 2nd Transition | 2nd Run (Finish) | Cél idő |
|--------|------|----------------------------|---------|---------|----------------|---------|----------------|------------------|----------------|
| 1 | 2490 | Kevin Howard Bexley | GBR | 39:12 | 1:45 | 1:01:21 | 1:14 | 22:36 | 2:06:06 |
| 2 | 2511 | Carol Hasler | SUI | 37:51 | 1:03 | 1:05:32 | 1:26 | 22:43 | 2:08:33 |
| 3 | 2495 | Ian Cardy | GBR | 37:49 | 1:09 | 1:06:51 | 1:24 | 23:13 | 2:10:24 |
| 4 | 2500 | Neil Hunter | GBR | 37:52 | 1:19 | 1:08:44 | 1:13 | 22:00 | 2:11:08 |
| 5 | 2504 | Owen Barron | IRL | 39:43 | 1:10 | 1:08:59 | 0:56 | 21:43 | 2:12:30 |
| 6 | 2487 | Luis Miguel Sanchez Garcia | ESP | 40:42 | 1:11 | 1:07:59 | 1:05 | 22:21 | 2:13:17 |
| 7 | 2494 | Max Campbell | GBR | 39:09 | 1:31 | 1:09:14 | 1:18 | 22:43 | 2:13:52 |
| 8 | 2489 | Pascal Vaury | FRA | 37:43 | 1:04 | 1:11:43 | 1:11 | 22:42 | 2:14:20 |
| 9 | 2492 | Simon Bowler | GBR | 40:48 | 1:14 | 1:07:07 | 1:08 | 24:24 | 2:14:39 |
| 10 | 2508 | Ruud Van Herp | NED | 41:49 | 1:18 | 1:06:44 | 1:14 | 24:49 | 2:15:52 |
| 11 | 2502 | John Myles | GBR | 39:36 | 3:51 | 1:09:21 | 0:55 | 22:17 | 2:15:58 |
| 12 | 2486 | Jordi Moreno Montaner | ESP | 41:00 | 1:18 | 1:08:59 | 1:19 | 23:52 | 2:16:28 |
| 13 | 2525 | Rick Lage | CAN | 40:47 | 1:11 | 1:09:57 | 1:46 | 23:43 | 2:17:22 |
| 14 | 2522 | Joachim Rathbauer | AUT | 42:03 | 1:23 | 1:10:20 | 1:10 | 22:32 | 2:17:25 |
| 15 | 2497 | Gary Hotchkiss | GBR | 42:21 | 1:02 | 1:08:52 | 1:08 | 24:28 | 2:17:51 |
| 16 | 2491 | Nick Bolland | GBR | 42:12 | 1:02 | 1:10:21 | 1:03 | 23:25 | 2:18:00 |
| 17 | 2498 | Bart Huby | GBR | 41:08 | 1:25 | 1:11:03 | 1:25 | 23:11 | 2:18:09 |
| 18 | 2519 | Peter Shafron | USA | 42:27 | 1:05 | 1:09:52 | 0:59 | 25:12 | 2:19:34 |
| 19 | 2499 | John Hudspith | GBR | 43:47 | 1:54 | 1:09:55 | 1:39 | 23:30 | 2:20:43 |
| 20 | 2520 | Alex Finlay | AUS | 42:24 | 1:11 | 1:11:47 | 1:05 | 24:35 | 2:21:01 |
| 21 | 2501 | Neil McDonald | GBR | 42:24 | 1:36 | 1:13:18 | 1:21 | 23:22 | 2:21:59 |
| 22 | 2493 | Paddy Butler | GBR | 43:27 | 1:21 | 1:15:03 | 1:17 | 24:27 | 2:25:33 |
| 23 | 2509 | David Scott | NZL | 43:32 | 1:14 | 1:17:20 | 0:57 | 24:33 | 2:27:35 |
| 24 | 2527 | Guy Painchaud | CAN | 43:05 | 2:07 | 1:17:58 | 1:51 | 24:06 | 2:29:05 |
| 25 | 2514 | Todd Leff | USA | 43:58 | 1:35 | 1:17:09 | 2:01 | 25:51 | 2:30:32 |
| 26 | 2513 | Robinson Howell | USA | 47:29 | 1:56 | 1:09:23 | 2:15 | 30:07 | 2:31:09 |
| 27 | 2516 | Anthony Pszeniczny | USA | 46:42 | 1:58 | 1:15:44 | 1:58 | 26:24 | 2:32:45 |
| 28 | 2523 | Eric Gallant | CAN | 47:14 | 1:16 | 1:15:55 | 1:27 | 28:11 | 2:34:01 |
| 29 | 2524 | Patrick Gardiner | CAN | 43:14 | 1:02 | 1:15:21 | 1:17 | 34:36 | 2:35:27 |
| 30 | 2528 | Jeff Shmoorkoff | CAN | 48:03 | 1:45 | 1:17:09 | 1:50 | 27:08 | 2:35:53 |
| 31 | 2506 | Wilson Mcalister | IRL | 47:50 | 1:23 | 1:20:05 | 1:15 | 25:52 | 2:36:24 |
| 32 | 2526 | Yves Lévesque | CAN | 47:14 | 1:20 | 1:22:08 | 1:35 | 26:00 | 2:38:15 |
| 33 | 2507 | Pedro Barrera Palomo | MEX | 44:03 | 1:12 | 1:25:45 | 1:28 | 27:13 | 2:39:39 |
| 34 | 2505 | Donald Fitzmaurice | IRL | 52:07 | 1:24 | 1:15:19 | 1:17 | 30:08 | 2:40:13 |
| 35 | 2518 | Mike Savage | USA | 49:54 | 1:27 | 1:17:35 | 2:25 | 29:28 | 2:40:47 |
| 36 | 2529 | Pierre Turcotte | CAN | 50:48 | 1:05 | 1:19:25 | 1:00 | 31:49 | 2:44:05 |
| 37 | 2512 | Robert Gee | USA | 1:00:27 | 1:37 | 1:30:19 | 2:08 | 35:48 | 3:10:16 |
| 38 | 2517 | Andrew Rohrbacher | USA | 1:41:33 | 3:44 | 1:19:25 | 2:45 | 54:10 | 4:01:35 |
| | 2510 | Ahmed Mahomed | RSA | 40:59 | 1:24 | 47:56 | 2:29 | 26:40 | 1:59:26 |

2023 Standard Duathlon World Championships Ibiza

Age group - Kategóriánkénti eredménylista













Age 65-69 Male

| Kat.h. | Rsz | Név | Nemzet. | 1st Run | 1st Transition | Bike | 2nd Transition | 2nd Run (Finish) | Cél idő |
|--------|------|----------------------------|---|---------|----------------|---------|----------------|------------------|----------------|
| 1 | 2535 | Robert Atkinson | GBR  | 37:05 | 1:05 | 1:06:49 | 1:03 | 21:22 | 2:07:22 |
| 2 | 2534 | Bernardo Jareno Rodriguez | ESP  | 40:37 | 1:33 | 1:09:56 | 1:22 | 22:43 | 2:16:09 |
| 3 | 2540 | David I'Anson | GBR  | 41:08 | 1:18 | 1:12:05 | 1:18 | 24:00 | 2:19:47 |
| 4 | 2542 | Christopher Leech | GBR  | 46:42 | 1:13 | 1:10:36 | 1:39 | 25:54 | 2:26:03 |
| 5 | 2547 | Hideo Honda | JPN  | 43:45 | 1:34 | 1:14:39 | 1:49 | 26:13 | 2:27:59 |
| 6 | 2558 | Paul Muldoon | CAN  | 45:41 | 1:33 | 1:14:50 | 1:43 | 28:35 | 2:32:20 |
| 7 | 2541 | David Kemp | GBR  | 44:49 | 1:03 | 1:18:04 | 1:39 | 27:16 | 2:32:49 |
| 8 | 2548 | John Cassimatis | USA  | 48:06 | 1:54 | 1:16:31 | 1:49 | 27:01 | 2:35:19 |
| 9 | 2545 | Derek Todhunter | GBR  | 46:48 | 1:40 | 1:19:43 | 1:19 | 26:23 | 2:35:51 |
| 10 | 2539 | Ian Hunt | GBR  | 48:00 | 2:10 | 1:16:44 | 1:38 | 28:22 | 2:36:52 |
| 11 | 2561 | Gerry Thuss | CAN  | 46:04 | 2:20 | 1:14:46 | 1:58 | 32:14 | 2:37:21 |
| 12 | 2549 | David Dillingham | USA  | 48:17 | 1:22 | 1:17:06 | 1:22 | 29:31 | 2:37:36 |
| 13 | 2533 | Eduardo Bartolome Calderon | ESP  | 48:08 | 1:15 | 1:21:36 | 1:10 | 26:14 | 2:38:20 |
| 14 | 2544 | Neil Taylor | GBR  | 47:10 | 1:26 | 1:22:07 | 1:45 | 26:45 | 2:39:11 |
| 15 | 2554 | Steven Wade | USA  | 49:07 | 1:42 | 1:16:26 | 1:24 | 30:55 | 2:39:33 |
| 16 | 2553 | Eduardo Vasquez | USA  | 45:59 | 1:47 | 1:23:33 | 1:28 | 29:51 | 2:42:36 |
| 17 | 2538 | Richard Hardy | GBR  | 50:22 | 1:30 | 1:19:07 | 1:19 | 30:30 | 2:42:46 |
| 18 | 2536 | Andrew Casson | GBR  | 50:25 | 1:28 | 1:22:18 | 1:35 | 30:05 | 2:45:50 |
| 19 | 2546 | Martin Epkenhans | GER  | 54:03 | 1:45 | 1:22:11 | 1:29 | 34:05 | 2:53:32 |
| 20 | 2551 | Michael Felicissimo | USA  | 54:44 | 2:32 | 1:23:02 | 2:46 | 30:40 | 2:53:42 |
| 21 | 2560 | Antonio Samson | CAN  | 53:00 | 1:45 | 1:28:11 | 1:41 | 32:20 | 2:56:55 |
| 22 | 2552 | Nace Mullen | USA  | 54:05 | 1:16 | 1:25:32 | 1:32 | 36:28 | 2:58:51 |
| 23 | 2555 | Dale Zarzycki | USA  | 1:01:20 | 3:04 | 1:23:43 | 3:04 | 36:32 | 3:07:41 |
| 24 | 2550 | David Dunn | USA  | 57:48 | 3:48 | 1:33:27 | 3:07 | 32:38 | 3:10:46 |
| | 2559 | Richard Proulx | CAN  | 1:01:00 | 3:07 | 56:19 | 2:17 | 36:19 | 2:39:00 |

2023 Standard Duathlon World Championships Ibiza

Age group - Kategóriánkénti eredménylista





Age 70-74 Male

| Kat.h. | Rsz | Név | Nemzet. | 1st Run | 1st Transition | Bike | 2nd Transition | 2nd Run (Finish) | Cél idő |
|--------|-----------------|------------------------|--|--------------------|----------------|--------------|----------------|------------------|----------------|
| 1 | 2577 | Fernando Moura | POR  | 44:14 | 1:43 | 1:13:05 | 1:32 | 24:33 | 2:25:06 |
| 2 | 2566 | Miguel Orellana Martin | ESP  | 44:40 | 1:34 | 1:13:35 | 1:21 | 26:32 | 2:27:41 |
| 3 | 2572 | Steven Rue | GBR  | 47:00 | 1:18 | 1:13:25 | 1:19 | 27:02 | 2:30:03 |
| 4 | 2578 | Ralph Didier Feurer | CAN  | 43:43 | 1:18 | 1:18:01 | 1:17 | 27:13 | 2:31:30 |
| 5 | 2575 | Paul Willis | GBR  | 50:31 | 1:38 | 1:11:52 | 1:41 | 27:10 | 2:32:51 |
| 6 | 2576 | Normanno Di Gennaro | ITA  | 47:00 | 1:21 | 1:19:49 | 1:22 | 26:06 | 2:35:35 |
| 7 | 2568 | Robert Hodgson | GBR  | 51:19 | 1:33 | 1:18:13 | 1:53 | 27:33 | 2:40:30 |
| 8 | 2571 | John Nevin | GBR  | 49:47 | 1:37 | 1:20:04 | 1:34 | 29:14 | 2:42:14 |
| 9 | 2570 | Rodger McCarroll | GBR  | 51:33 | 3:53 | 1:24:51 | 1:38 | 32:31 | 2:54:25 |
| 10 | 2574 | Andrzej Warhaftig | GBR  | 53:40 | 2:20 | 1:26:25 | 2:08 | 30:45 | 2:55:16 |
| 11 | 2565 | Jose Chicano Quero | ESP  | 55:52 | 2:04 | 1:29:31 | 1:51 | 30:36 | 2:59:53 |
| | 2573 | Paul Turner | GBR  | 1:17:38 | — | — | — | — | — |

2023 Standard Duathlon World Championships Ibiza

Age group - Kategóriánkénti eredménylista



Age 75-79 Male

| Kat.h. | Rsz | Név | Nemzet. | 1st Run | 1st Transition | Bike | 2nd Transition | 2nd Run (Finish) | Cél idő |
|--------|------|---------------|---|---------|----------------|---------|----------------|------------------|----------------|
| 1 | 2582 | Mick Anglim | GBR  | 49:29 | 0:55 | 1:20:01 | 0:54 | 28:59 | 2:40:16 |
| 2 | 2586 | Ron Wightman | USA  | 48:19 | 2:00 | 1:26:07 | 2:09 | 30:09 | 2:48:42 |
| 3 | 2583 | Vernon Thomas | GBR  | 1:06:03 | 1:56 | 1:27:41 | 2:11 | 37:18 | 3:15:08 |
| 4 | 2585 | Larry Nelson | USA  | 1:12:54 | 3:06 | 1:48:57 | 3:12 | 48:33 | 3:56:40 |

2023 Standard Duathlon World Championships Ibiza

Age group - Kategóriánkénti eredménylista



Age 80-84 Male

| Kat.h. | Rsz | Név | Nemzet. | 1st Run | 1st Transition | Bike | 2nd Transition | 2nd Run (Finish) | Cél idő |
|--------|------|------------------|---|---------|----------------|---------|----------------|------------------|----------------|
| 1 | 2588 | Gherardo Mercati | ITA  | 1:16:10 | 2:00 | 1:38:21 | 3:15 | 47:45 | 3:47:30 |
| 2 | 2589 | Joe Hill | CAN  | 1:17:41 | 5:10 | 1:36:46 | 5:46 | 54:43 | 4:00:05 |

2023 Standard Duathlon World Championships Ibiza

Age group - Kategóriánkénti eredménylista












Age 20-24 Female

| Kat.h. | Rsz | Név | Nemzet. | 1st Run | 1st Transition | Bike | 2nd Transition | 2nd Run (Finish) | Cél idő |
|--------|------|-----------------|---|---------|----------------|---------|----------------|------------------|----------------|
| 1 | 2033 | Klaudia Petters | POL  | 36:53 | 0:58 | 1:05:56 | 0:46 | 21:27 | 2:05:58 |
| 2 | 2032 | Sophie Vallis | GBR  | 41:55 | 1:20 | 1:20:40 | 1:28 | 24:07 | 2:29:28 |

2023 Standard Duathlon World Championships Ibiza

Age group - Kategóriánkénti eredménylista









Age 25-29 Female

| Kat.h. | Rsz | Név | Nemzet. | 1st Run | 1st Transition | Bike | 2nd Transition | 2nd Run (Finish) | Cél idő |
|--------|------|-------------------------------|---|---------|----------------|---------|----------------|------------------|----------------|
| 1 | 2044 | Kinga Bazan | POL  | 37:09 | 0:59 | 1:06:35 | 1:02 | 21:02 | 2:06:45 |
| 2 | 2042 | Emily Varley | GBR  | 38:10 | 1:01 | 1:06:45 | 1:04 | 22:16 | 2:09:14 |
| 3 | 2038 | Caitlin Peers | GBR  | 36:38 | 0:49 | 1:11:27 | 1:04 | 20:39 | 2:10:35 |
| 4 | 2040 | Eve Sealy | GBR  | 39:50 | 0:59 | 1:06:38 | 0:54 | 23:00 | 2:11:19 |
| 5 | 2037 | Rebecca Parkin | GBR  | 39:33 | 1:12 | 1:08:25 | 1:26 | 23:39 | 2:14:12 |
| 6 | 2036 | Charlotte Kerr | GBR  | 40:28 | 1:19 | 1:11:48 | 1:11 | 24:19 | 2:19:04 |
| 7 | 2046 | Sarah McConnell | AUS  | 40:57 | 1:16 | 1:16:45 | 1:11 | 23:53 | 2:24:00 |
| 8 | 2034 | Irene López Manuel | ESP  | 44:40 | 1:20 | 1:16:35 | 1:19 | 26:31 | 2:30:23 |
| 9 | 2043 | Claudia Mandujano Vega | MEX  | 45:51 | 1:35 | 1:17:57 | 1:39 | 27:00 | 2:34:00 |
| 10 | 2035 | Hannah Cooper | GBR  | 45:56 | 1:19 | 1:20:22 | 1:17 | 28:16 | 2:37:07 |
| 11 | 2045 | Carolyn Hoover | USA  | 52:27 | 1:34 | 1:32:41 | 2:10 | 36:11 | 3:05:02 |

2023 Standard Duathlon World Championships Ibiza

Age group - Kategóriánkénti eredménylista






















Age 30-34 Female

| Kat.h. | Rsz | Név | Nemzet. | 1st Run | 1st Transition | Bike | 2nd Transition | 2nd Run (Finish) | Cél idő |
|--------|------|------------------------|---|---------|----------------|---------|----------------|------------------|----------------|
| 1 | 2050 | Georgia Bell | GBR  | 33:26 | 1:30 | 1:08:25 | 1:08 | 19:06 | 2:03:32 |
| 2 | 2053 | Mallory Simmonds | GBR  | 36:36 | 1:06 | 1:06:41 | 0:58 | 22:03 | 2:07:21 |
| 3 | 2054 | Katherine Stringer | GBR  | 39:00 | 1:02 | 1:08:47 | 0:56 | 22:58 | 2:12:41 |
| 4 | 2049 | Sandra Gomez Fernandez | ESP  | 39:20 | 0:53 | 1:10:37 | 1:01 | 22:20 | 2:14:09 |
| 5 | 2052 | Georgina Mann | GBR  | 41:13 | 1:14 | 1:11:15 | 1:13 | 22:42 | 2:17:35 |
| 6 | 2051 | Natalie Lye | GBR  | 41:09 | 0:57 | 1:10:58 | 1:13 | 24:56 | 2:19:11 |
| 7 | 2055 | Rebeca Renteria Flores | MEX  | 40:28 | 1:00 | 1:18:59 | 1:09 | 23:48 | 2:25:22 |
| 8 | 2056 | Georgie Hicks | AUS  | 44:34 | 0:51 | 1:16:50 | 1:20 | 29:07 | 2:32:40 |

2023 Standard Duathlon World Championships Ibiza

Age group - Kategóriánkénti eredménylista


Age 35-39 Female

| Kat.h. | Rsz | Név | Nemzet. | 1st Run | 1st Transition | Bike | 2nd Transition | 2nd Run (Finish) | Cél idő |
|--------|------|-------------------------------|---|---------|----------------|---------|----------------|------------------|----------------|
| 1 | 2063 | Sarah Harding | GBR  | 37:12 | 1:01 | 1:07:04 | 1:09 | 21:12 | 2:07:36 |
| 2 | 2071 | Eulali Gouws | RSA  | 38:08 | 1:08 | 1:07:51 | 1:15 | 20:40 | 2:09:00 |
| 3 | 2067 | Sarah Watts | GBR  | 39:07 | 1:05 | 1:07:56 | 1:06 | 22:26 | 2:11:37 |
| 4 | 2068 | Rebecca Winter | GBR  | 39:18 | 1:19 | 1:13:36 | 1:30 | 22:30 | 2:18:12 |
| 5 | 2064 | Marina Johnson | GBR  | 39:17 | 1:02 | 1:15:54 | 1:00 | 22:05 | 2:19:16 |
| 6 | 2077 | Tatiane Mickosz Do Nascimento | BRA  | 43:12 | 0:59 | 1:12:39 | 1:10 | 23:23 | 2:21:20 |
| 7 | 2073 | Julie Cushen | USA  | 45:04 | 1:15 | 1:10:08 | 1:06 | 27:19 | 2:24:51 |
| 8 | 2075 | Amanda Jordan | USA  | 37:10 | 1:35 | 1:23:58 | 1:21 | 21:28 | 2:25:29 |
| 9 | 2065 | Alexandra Scovarza | GBR  | 40:55 | 1:27 | 1:18:02 | 1:08 | 24:03 | 2:25:34 |
| 10 | 2062 | Mel Evans | GBR  | 42:22 | 1:28 | 1:18:42 | 1:24 | 22:02 | 2:25:57 |
| 11 | 2060 | Charlotte Coward | GBR  | 45:18 | 1:31 | 1:12:07 | 1:19 | 26:15 | 2:26:28 |
| 12 | 2058 | Marina Vinas Gaza | ESP  | 44:39 | 1:13 | 1:14:25 | 1:12 | 25:33 | 2:27:01 |
| 13 | 2066 | Vicki Shipley | GBR  | 48:13 | 1:23 | 1:08:38 | 1:24 | 27:28 | 2:27:03 |
| 14 | 2070 | Adriana Camelia Suson | ROU  | 43:45 | 1:03 | 1:19:57 | 1:12 | 25:32 | 2:31:28 |
| 15 | 2072 | Carissa Chambers | USA  | 44:48 | 1:24 | 1:20:19 | 1:11 | 24:15 | 2:31:55 |
| 16 | 2061 | Agnes Debreczeni | GBR  | 42:05 | 1:37 | 1:23:41 | 1:22 | 24:00 | 2:32:42 |
| 17 | 2074 | Tracy Green | USA  | 40:57 | 1:41 | 1:25:04 | 1:48 | 25:29 | 2:34:56 |
| 18 | 2059 | Katharine Baxter-Smith | GBR  | 47:29 | 1:26 | 1:21:36 | 1:53 | 27:39 | 2:40:01 |
| 19 | 2079 | Marie-Andrée Houle | CAN  | 50:38 | 2:45 | 1:15:50 | 2:26 | 32:19 | 2:43:56 |
| 20 | 2078 | Brandy Grainger | CAN  | 48:53 | 1:21 | 1:27:22 | 1:26 | 28:23 | 2:47:22 |
| 21 | 2076 | Monica Smith | USA  | 52:01 | 1:47 | 1:27:34 | 1:48 | 31:47 | 2:54:55 |

2023 Standard Duathlon World Championships Ibiza

Age group - Kategóriánkénti eredménylista

Age 40-44 Female

| Kat.h. | Rsz | Név | Nemzet. | 1st Run | 1st Transition | Bike | 2nd Transition | 2nd Run (Finish) | Cél idő |
|--------|------|-----------------------|---|---------|----------------|---------|----------------|------------------|----------------|
| 1 | 2092 | Monique Verschuure | NED  | 37:44 | 1:11 | 1:06:08 | 1:07 | 21:36 | 2:07:45 |
| 2 | 2082 | Sarah Attwood | GBR  | 37:12 | 1:05 | 1:12:08 | 1:00 | 20:40 | 2:12:03 |
| 3 | 2096 | Kristen Hetzel | USA  | 39:39 | 1:09 | 1:09:19 | 1:06 | 23:39 | 2:14:50 |
| 4 | 2085 | Elizabeth Earle | GBR  | 40:55 | 1:16 | 1:08:59 | 1:08 | 23:26 | 2:15:42 |
| 5 | 2088 | Nicola Reece | GBR  | 37:35 | 0:57 | 1:16:09 | 0:56 | 21:39 | 2:17:15 |
| 6 | 2087 | Karina Kaufmann | GBR  | 41:41 | 0:59 | 1:09:23 | 1:01 | 25:17 | 2:18:19 |
| 7 | 2095 | Renee Harrington | USA  | 43:29 | 1:04 | 1:08:15 | 1:13 | 24:45 | 2:18:45 |
| 8 | 2089 | Lindsay Russell-Smith | GBR  | 43:50 | 1:08 | 1:09:31 | 2:06 | 24:36 | 2:21:09 |
| 9 | 2099 | Jody Yoken | CAN  | 42:21 | 1:18 | 1:12:37 | 1:19 | 24:20 | 2:21:53 |
| 10 | 2090 | Gemma Shadbolt | GBR  | 42:24 | 1:25 | 1:12:43 | 1:30 | 24:40 | 2:22:40 |
| 11 | 2083 | Emma Cochrane | GBR  | 46:26 | 1:29 | 1:12:08 | 1:25 | 27:39 | 2:29:05 |
| 12 | 2086 | Cat Eassom | GBR  | 44:08 | 1:08 | 1:16:46 | 1:30 | 26:15 | 2:29:45 |
| 13 | 2094 | Ashley Forsyth | USA  | 46:02 | 1:33 | 1:14:03 | 1:50 | 27:13 | 2:30:40 |
| 14 | 2084 | Sarah Davies | GBR  | 44:16 | 1:19 | 1:18:01 | 1:20 | 26:16 | 2:31:11 |
| 15 | 2098 | Dara Pelkey-Field | CAN  | 44:20 | 1:12 | 1:19:00 | 1:10 | 25:52 | 2:31:33 |
| 16 | 2091 | Jennifer Tomblin | GBR  | 47:39 | 1:33 | 1:14:29 | 1:24 | 28:04 | 2:33:08 |
| 17 | 2093 | Shannon Dee | USA  | 46:46 | 1:25 | 1:16:28 | 1:24 | 27:46 | 2:33:47 |
| 18 | 2097 | Marcia McRoberts | CAN  | 46:33 | 1:56 | 1:26:38 | 1:50 | 28:46 | 2:45:41 |

2023 Standard Duathlon World Championships Ibiza

Age group - Kategóriánkénti eredménylista

Age 45-49 Female

| Kat.h. | Rsz | Név | Nemzet. | 1st Run | 1st Transition | Bike | 2nd Transition | 2nd Run (Finish) | Cél idő |
|--------|------|------------------------------|---|---------|----------------|---------|----------------|------------------|----------------|
| 1 | 2106 | Lindsay James | GBR  | 39:38 | 1:06 | 1:06:14 | 1:07 | 22:37 | 2:10:41 |
| 2 | 2122 | Caroline Longchamp | CAN  | 39:03 | 1:09 | 1:08:59 | 1:17 | 22:14 | 2:12:40 |
| 3 | 2104 | Tamsin Bowden | GBR  | 39:28 | 1:02 | 1:09:39 | 1:01 | 22:45 | 2:13:53 |
| 4 | 2107 | Sheena Keates | GBR  | 41:17 | 1:48 | 1:13:01 | 1:43 | 22:48 | 2:20:36 |
| 5 | 2117 | Monica Doval | USA  | 43:06 | 1:15 | 1:13:28 | 1:20 | 24:17 | 2:23:24 |
| 6 | 2105 | Gwennan Henstock | GBR  | 43:53 | 1:35 | 1:15:39 | 1:13 | 25:13 | 2:27:31 |
| 7 | 2110 | Aisling Patterson | GBR  | 43:23 | 1:19 | 1:16:28 | 1:09 | 26:38 | 2:28:56 |
| 8 | 2103 | Laura Esther Ríos Torquet | ESP  | 43:52 | 1:07 | 1:19:50 | 1:14 | 24:15 | 2:30:16 |
| 9 | 2108 | Joanna Lockwood | GBR  | 46:47 | 1:36 | 1:14:58 | 1:36 | 26:28 | 2:31:22 |
| 10 | 2112 | Laura Ravelli | ITA  | 48:11 | 1:09 | 1:14:56 | 1:10 | 26:53 | 2:32:16 |
| 11 | 2121 | Kathryn Jung | CAN  | 43:24 | 2:30 | 1:19:58 | 2:23 | 25:58 | 2:34:10 |
| 12 | 2111 | Lisa Phipps | GBR  | 47:52 | 1:33 | 1:15:45 | 1:39 | 29:36 | 2:36:23 |
| 13 | 2102 | Mari Carmen Inesta Palomares | ESP  | 48:05 | 1:06 | 1:21:27 | 1:35 | 26:21 | 2:38:33 |
| 14 | 2113 | Amanda Cilliers | RSA  | 46:38 | 2:11 | 1:20:41 | 2:13 | 27:43 | 2:39:24 |
| 15 | 2123 | Nicole Rodaro | CAN  | 47:08 | 1:34 | 1:29:29 | 1:24 | 26:41 | 2:46:14 |
| 16 | 2119 | Brenda Sparks | USA  | 51:43 | 1:54 | 1:28:18 | 2:39 | 31:15 | 2:55:48 |
| 17 | 2114 | Mary-Anne Stott | RSA  | 1:00:25 | 2:15 | 1:21:20 | 1:49 | 34:43 | 3:00:31 |
| 18 | 2115 | Tammy Dafoe | USA  | 1:00:29 | 1:46 | 1:24:18 | 1:53 | 35:06 | 3:03:30 |

2023 Standard Duathlon World Championships Ibiza

Age group - Kategóriánkénti eredménylista


















Age 50-54 Female

| Kat.h. | Rsz | Név | Nemzet. | 1st Run | 1st Transition | Bike | 2nd Transition | 2nd Run (Finish) | Cél idő |
|--------|------|---------------------------|---------|---------|----------------|---------|----------------|------------------|----------------|
| 1 | 2130 | Marianne Carpenter | GBR | 40:13 | 1:07 | 1:11:01 | 0:58 | 22:21 | 2:15:37 |
| 2 | 2149 | Katherine Ryan | AUS | 40:23 | 1:06 | 1:10:10 | 1:03 | 23:42 | 2:16:22 |
| 3 | 2154 | Tara-Jay Lapstra | CAN | 41:31 | 1:30 | 1:10:38 | 1:13 | 23:18 | 2:18:07 |
| 4 | 2128 | Elizabeth Burgess | GBR | 43:50 | 1:29 | 1:09:15 | 1:13 | 24:29 | 2:20:14 |
| 5 | 2139 | Nicky Tyrrell | GBR | 41:19 | 1:28 | 1:16:02 | 1:14 | 23:28 | 2:23:29 |
| 6 | 2148 | Erica Ruge | USA | 46:29 | 1:18 | 1:09:00 | 1:11 | 26:24 | 2:24:21 |
| 7 | 2131 | Pam Edgar | GBR | 44:23 | 1:22 | 1:12:23 | 1:27 | 25:14 | 2:24:48 |
| 8 | 2135 | Morag Mcdowall | GBR | 43:35 | 1:05 | 1:13:40 | 1:09 | 25:49 | 2:25:16 |
| 9 | 2146 | Renata Ávila Silveira | USA | 43:21 | 1:16 | 1:14:30 | 1:35 | 26:31 | 2:27:10 |
| 10 | 2152 | Tory Jones | CAN | 46:23 | 1:20 | 1:10:56 | 1:26 | 28:11 | 2:28:14 |
| 11 | 2133 | Christine Howard | GBR | 45:53 | 1:42 | 1:12:28 | 1:35 | 27:29 | 2:29:05 |
| 12 | 2129 | Katherine Caris-Harris | GBR | 46:21 | 1:42 | 1:12:38 | 1:40 | 26:51 | 2:29:10 |
| 13 | 2136 | Olivia Mitchell | GBR | 42:44 | 1:22 | 1:19:16 | 1:23 | 24:31 | 2:29:15 |
| 14 | 2132 | Fern Hordern | GBR | 45:18 | 1:24 | 1:15:36 | 1:21 | 26:28 | 2:30:05 |
| 15 | 2140 | Priscilla Woodhouse | GBR | 47:07 | 1:07 | 1:14:06 | 1:04 | 27:55 | 2:31:17 |
| 16 | 2134 | Sarah McDonald | GBR | 46:12 | 1:39 | 1:17:04 | 1:24 | 25:37 | 2:31:55 |
| 17 | 2126 | Ana Maria Fuster Mestre | ESP | 44:01 | 1:09 | 1:19:44 | 1:07 | 26:19 | 2:32:19 |
| 18 | 2141 | Katrin Bragulla | GER | 47:59 | 1:45 | 1:14:32 | 1:22 | 26:54 | 2:32:30 |
| 19 | 2153 | Marie-Josée Lalonde | CAN | 50:27 | 1:40 | 1:13:36 | 1:15 | 29:19 | 2:36:15 |
| 20 | 2156 | Vicky Ouimette | CAN | 47:25 | 1:35 | 1:17:24 | 2:04 | 28:17 | 2:36:44 |
| 21 | 2150 | Tania Schefe | AUS | 46:27 | 1:32 | 1:18:34 | 1:56 | 28:56 | 2:37:22 |
| 22 | 2137 | Michelle Sayer | GBR | 49:40 | 2:12 | 1:13:52 | 2:11 | 29:49 | 2:37:43 |
| 23 | 2127 | Caroline Bailes | GBR | 46:59 | 1:41 | 1:18:38 | 1:56 | 28:40 | 2:37:52 |
| 24 | 2157 | Julie Roy | CAN | 47:06 | 1:13 | 1:22:02 | 1:08 | 27:38 | 2:39:05 |
| 25 | 2144 | Resia Swart | RSA | 48:07 | 2:26 | 1:19:36 | 2:19 | 27:37 | 2:40:03 |
| 26 | 2142 | Cathy Curtain | RSA | 48:32 | 1:40 | 1:19:44 | 1:59 | 28:21 | 2:40:15 |
| 27 | 2155 | Michelle Lennox | CAN | 53:09 | 2:26 | 1:21:08 | 2:38 | 29:07 | 2:48:25 |
| 28 | 2151 | Iracilda Aparecida Ossuna | BRA | 52:54 | 1:53 | 1:30:13 | 1:56 | 34:15 | 3:01:10 |
| 29 | 2147 | Shelley Navin | USA | 1:08:33 | 2:26 | 1:41:03 | 2:16 | 41:52 | 3:36:08 |

2023 Standard Duathlon World Championships Ibiza

Age group - Kategóriánkénti eredménylista
















Age 55-59 Female

| Kat.h. | Rsz | Név | Nemzet. | 1st Run | 1st Transition | Bike | 2nd Transition | 2nd Run (Finish) | Cél idő |
|--------|------|-------------------------------|---|---------|----------------|---------|----------------|------------------|----------------|
| 1 | 2169 | Steph Popelar | USA  | 39:37 | 1:04 | 1:07:43 | 0:59 | 21:58 | 2:11:19 |
| 2 | 2161 | Sylvie Parmantier | FRA  | 43:48 | 0:52 | 1:12:20 | 1:02 | 23:30 | 2:21:30 |
| 3 | 2163 | Jenny Jeeves | GBR  | 42:25 | 1:31 | 1:13:11 | 1:38 | 24:05 | 2:22:47 |
| 4 | 2162 | Tracey Greenway | GBR  | 43:24 | 1:20 | 1:14:48 | 1:28 | 26:14 | 2:27:12 |
| 5 | 2164 | Ruth Johnstone | GBR  | 46:40 | 2:09 | 1:12:23 | 1:54 | 26:14 | 2:29:18 |
| 6 | 2167 | Ruth Mckee | IRL  | 46:54 | 1:28 | 1:17:13 | 1:19 | 28:13 | 2:35:05 |
| 7 | 2168 | Beth Erman | USA  | 47:24 | 1:47 | 1:20:17 | 1:33 | 26:04 | 2:37:03 |
| 8 | 2165 | Jo Stephenson | GBR  | 47:46 | 3:38 | 1:20:37 | 2:15 | 26:04 | 2:40:18 |
| 9 | 2175 | Rosane Mussi Da Silva Marques | BRA  | 48:05 | 1:45 | 1:18:09 | 3:35 | 30:18 | 2:41:51 |
| 10 | 2176 | Gisele Lajoie | CAN  | 51:03 | 1:53 | 1:19:06 | 1:48 | 28:17 | 2:42:06 |
| 11 | 2174 | Sally Thauvette | AUS  | 48:57 | 1:34 | 1:20:57 | 1:24 | 29:26 | 2:42:15 |
| 12 | 2170 | Elaine Smith | USA  | 53:02 | 3:23 | 1:19:13 | 1:47 | 30:16 | 2:47:39 |
| 13 | 2172 | Beth Warren | USA  | 47:51 | 1:40 | 1:27:44 | 1:54 | 28:44 | 2:47:51 |
| 14 | 2166 | Nadia Wells | GBR  | 54:31 | 1:39 | 1:20:38 | 1:37 | 30:31 | 2:48:54 |
| 15 | 2178 | Claudia Acevedo Duque | CHI  | 53:50 | 2:14 | 1:23:13 | 1:45 | 29:39 | 2:50:39 |
| 16 | 2177 | Christine Lundvall | CAN  | 53:35 | 2:55 | 1:24:10 | 1:58 | 29:57 | 2:52:33 |
| 17 | 2171 | Lisa Thomas | USA  | 1:00:15 | 2:11 | 1:38:22 | 3:21 | 37:08 | 3:21:16 |

2023 Standard Duathlon World Championships Ibiza

Age group - Kategóriánkénti eredménylista

Age 60-64 Female

| Kat.h. | Rsz | Név | Nemzet. | 1st Run | 1st Transition | Bike | 2nd Transition | 2nd Run (Finish) | Cél idő |
|--------|------|--------------------------|---|---------|----------------|---------|----------------|------------------|----------------|
| 1 | 2190 | Kirsten Chapman | USA  | 42:23 | 1:07 | 1:12:59 | 1:27 | 24:06 | 2:22:00 |
| 2 | 2186 | Jacqui Thomson | GBR  | 41:37 | 1:30 | 1:17:38 | 1:10 | 23:41 | 2:25:34 |
| 3 | 2194 | Karan Gardiner | CAN  | 41:17 | 1:07 | 1:19:24 | 1:28 | 23:02 | 2:26:15 |
| 4 | 2184 | Rachel Edwards | GBR  | 45:29 | 1:30 | 1:13:10 | 1:11 | 26:00 | 2:27:18 |
| 5 | 2187 | Wendy Urban | GBR  | 43:48 | 1:30 | 1:16:13 | 1:18 | 25:47 | 2:28:34 |
| 6 | 2183 | Jacqueline Balfour | GBR  | 40:40 | 3:18 | 1:20:07 | 1:56 | 22:42 | 2:28:41 |
| 7 | 2195 | Angela Hofstra | CAN  | 47:38 | 1:29 | 1:14:26 | 1:31 | 27:14 | 2:32:16 |
| 8 | 2193 | Amy Rappaport | USA  | 45:18 | 1:39 | 1:18:43 | 1:31 | 25:15 | 2:32:24 |
| 9 | 2181 | Purificacion Lopez Mahia | ESP  | 43:52 | 1:24 | 1:21:04 | 2:05 | 25:08 | 2:33:32 |
| 10 | 2189 | Laura Puga Lara | MEX  | 44:28 | 2:04 | 1:18:44 | 1:57 | 26:42 | 2:33:53 |
| 11 | 2196 | Kirsten Morch | DEN  | 49:15 | 2:01 | 1:19:00 | 1:34 | 28:38 | 2:40:25 |
| 12 | 2185 | Catherine Hotchkiss | GBR  | 49:10 | 1:48 | 1:22:21 | 1:34 | 27:37 | 2:42:27 |
| 13 | 2188 | Heike Steininger | GER  | 53:28 | 1:51 | 1:22:53 | 1:28 | 31:59 | 2:51:38 |
| 14 | 2182 | Rosario Palma Martinez | ESP  | 49:17 | 1:23 | 1:32:23 | 1:34 | 31:30 | 2:56:04 |
| 15 | 2191 | Mary Humphrey | USA  | 57:03 | 1:21 | 1:34:47 | 1:10 | 34:46 | 3:09:05 |
| 16 | 2192 | Susan Patterson | USA  | 1:17:43 | 2:11 | 1:42:55 | 2:35 | 48:49 | 3:54:12 |

2023 Standard Duathlon World Championships Ibiza

Age group - Kategóriánkénti eredménylista







Age 65-69 Female

| Kat.h. | Rsz | Név | Nemzet. | 1st Run | 1st Transition | Bike | 2nd Transition | 2nd Run (Finish) | Cél idő |
|--------|------|----------------------------|---|---------|----------------|---------|----------------|------------------|----------------|
| 1 | 2203 | Heather Leach | USA  | 50:46 | 1:24 | 1:13:27 | 1:38 | 29:34 | 2:36:48 |
| 2 | 2199 | Nora Haggart | GBR  | 48:33 | 1:33 | 1:18:36 | 1:28 | 27:45 | 2:37:54 |
| 3 | 2200 | Maria Vittoria Marocco | ITA  | 50:00 | 1:30 | 1:26:14 | 1:16 | 28:20 | 2:47:17 |
| 4 | 2205 | Colleen Rebant | USA  | 52:20 | 1:33 | 1:20:53 | 1:43 | 33:40 | 2:50:08 |
| 5 | 2201 | Michela Mazzealli | ITA  | 59:07 | 2:00 | 1:34:23 | 2:13 | 37:08 | 3:14:49 |
| 6 | 2202 | Blanca Leticia Valdes Coss | MEX  | 1:12:50 | 2:41 | 1:32:56 | 2:08 | 46:52 | 3:37:26 |
| 7 | 2206 | Sue Lyons | CAN  | 1:19:50 | 2:56 | 1:33:00 | 3:16 | 45:01 | 3:44:01 |
| 8 | 2204 | Stefanie Porta | USA  | 1:40:04 | 5:39 | 2:13:52 | 7:25 | 50:16 | 4:57:14 |

2023 Standard Duathlon World Championships Ibiza

Age group - Kategóriánkénti eredménylista



Age 70-74 Female

| Kat.h. | Rsz | Név | Nemzet. | 1st Run | 1st Transition | Bike | 2nd Transition | 2nd Run (Finish) | Cél idő |
|--------|------|----------------------|---|---------|----------------|---------|----------------|------------------|----------------|
| 1 | 2208 | Elspeth Knott | GBR  | 56:56 | 1:38 | 1:16:57 | 1:26 | 32:50 | 2:49:46 |
| 2 | 2209 | Yvonne Twelvetree | GBR  | 52:41 | 2:15 | 1:23:33 | 2:12 | 32:12 | 2:52:51 |
| 3 | 2215 | Janis Milliken | CAN  | 1:03:21 | 2:03 | 1:38:26 | 3:11 | 35:09 | 3:22:08 |
| 4 | 2214 | Pamela Roberts | USA  | 1:06:51 | 1:26 | 1:43:58 | 2:40 | 38:12 | 3:33:05 |
| 5 | 2210 | Shirley Jean Rolston | NZL  | 1:13:06 | 2:13 | 1:35:41 | 2:07 | 42:19 | 3:35:24 |
| 6 | 2212 | Susan Felicissimo | USA  | 1:20:08 | 5:42 | 1:42:06 | 5:10 | 48:14 | 4:01:19 |

2023 Standard Duathlon World Championships Ibiza

Age group - Kategóriánkénti eredménylista

Age 75-79 Female

| Kat.h. | Rsz | Név | Nemzet. | 1st Run | 1st Transition | Bike | 2nd Transition | 2nd Run (Finish) | Cél idő |
|--------|------|-----------------|---|---------|----------------|---------|----------------|------------------|----------------|
| 1 | 2217 | Anne Dockery | GBR  | 50:37 | 1:28 | 1:40:06 | 1:56 | 31:23 | 3:05:28 |
| 2 | 2219 | Barbara Kostner | USA  | 1:25:23 | 2:41 | 1:35:13 | 2:17 | 51:20 | 3:56:51 |