

2023 Cross Duathlon World Championships Ibiza

Age group - Results by gender


Age Group Overall Men

| Rank | Cat.R. | Bib | Name | Country | 1st Run | 1st Transition | Bike | 2nd Transition | 2nd Run (Finish) | Finish Time |
|------|--------|------|---------------------------------|---|---------|----------------|---------|----------------|------------------|-------------|
| 1 | 1 | 4011 | Aleix Sierra Oliver | ESP  | 22:05 | 0:40 | 1:02:05 | 0:47 | 10:52 | 1:36:28 |
| 2 | 1 | 4028 | Jonathan Marguerite | FRA  | 22:27 | 0:48 | 1:02:47 | 1:05 | 11:15 | 1:38:21 |
| 3 | 1 | 4003 | Paul Bereziartua Plaza | ESP  | 22:19 | 0:51 | 1:05:08 | 0:48 | 10:52 | 1:39:56 |
| 4 | 2 | 4005 | Miquel Gaja Capdevila | ESP  | 22:55 | 0:54 | 1:05:35 | 0:39 | 12:10 | 1:42:11 |
| 5 | 1 | 4061 | David Malagon Lopez | ESP  | 23:28 | 0:53 | 1:05:33 | 1:10 | 11:54 | 1:42:56 |
| 6 | 1 | 4039 | Rafael Bonilla Torres | ESP  | 24:48 | 0:58 | 1:05:36 | 0:55 | 11:01 | 1:43:16 |
| 7 | 2 | 4034 | Mathieu Louis | BEL  | 23:10 | 0:56 | 1:06:52 | 0:54 | 11:33 | 1:43:24 |
| 8 | 3 | 4026 | Manuel Jose Julve Cornelles | ESP  | 23:27 | 0:53 | 1:05:37 | 1:07 | 12:38 | 1:43:41 |
| 9 | 2 | 4048 | David Mirfield | GBR  | 24:05 | 0:51 | 1:07:09 | 0:43 | 11:30 | 1:44:15 |
| 10 | 1 | 4017 | Manuel García Pelaez | ESP  | 22:57 | 0:43 | 1:08:48 | 0:38 | 11:34 | 1:44:38 |
| 11 | 2 | 4060 | Oscar Justes Grau | ESP  | 23:27 | 0:43 | 1:08:00 | 0:40 | 11:59 | 1:44:47 |
| 12 | 4 | 4033 | Ronald Beckers | BEL  | 22:56 | 0:59 | 1:08:30 | 0:52 | 11:38 | 1:44:53 |
| 13 | 3 | 4053 | Daniel Mannweiler | GER  | 22:57 | 0:42 | 1:11:13 | 0:40 | 10:43 | 1:46:14 |
| 14 | 1 | 4110 | Patrick Jansen | NED  | 24:43 | 0:55 | 1:07:02 | 0:49 | 12:49 | 1:46:17 |
| 15 | 2 | 4015 | Petr Cmunt | CZE  | 23:31 | 0:59 | 1:09:06 | 1:12 | 11:44 | 1:46:30 |
| 16 | 4 | 4046 | Christophe Lenfant | FRA  | 23:27 | 0:49 | 1:09:58 | 0:46 | 11:37 | 1:46:35 |
| 17 | 5 | 4044 | Luis Miguel Ruiz Narvaez | ESP  | 22:09 | 0:48 | 1:13:00 | 0:42 | 10:11 | 1:46:49 |
| 18 | 3 | 4063 | Javier Notario Fernandez | ESP  | 25:11 | 1:11 | 1:08:55 | 0:51 | 10:58 | 1:47:05 |
| 19 | 4 | 4065 | Albert Torres Carles | ESP  | 24:39 | 0:43 | 1:09:33 | 0:49 | 11:47 | 1:47:28 |
| 20 | 3 | 4006 | Patrige Chimwendo | ZIM  | 22:58 | 1:02 | 1:10:55 | 1:02 | 11:41 | 1:47:37 |
| 21 | 5 | 4064 | Joaquin Peces Gallego | ESP  | 23:52 | 0:56 | 1:11:01 | 0:50 | 12:22 | 1:48:59 |
| 22 | 3 | 4012 | Aleix Vilardell Pintó | ESP  | 23:27 | 0:51 | 1:11:55 | 0:55 | 12:39 | 1:49:45 |
| 23 | 5 | 4024 | Francisco Javier Garcia Feria | ESP  | 24:37 | 1:13 | 1:11:25 | 0:41 | 11:51 | 1:49:46 |
| 24 | 6 | 4042 | Juan Diego Haro Martínez | ESP  | 24:00 | 0:53 | 1:12:44 | 0:46 | 11:32 | 1:49:52 |
| 25 | 4 | 4007 | David Filbiche | BEL  | 23:24 | 0:48 | 1:12:34 | 0:48 | 13:03 | 1:50:35 |
| 26 | 6 | 4071 | Riccardo Dalbenzo | ITA  | 25:26 | 0:42 | 1:11:10 | 0:51 | 12:57 | 1:51:05 |
| 27 | 7 | 4040 | Juan Salvador Diaz Cuellar | ESP  | 23:29 | 0:43 | 1:14:04 | 0:43 | 12:16 | 1:51:12 |
| 28 | 8 | 4054 | Frank Reimann | GER  | 24:21 | 1:34 | 1:11:50 | 1:28 | 12:27 | 1:51:39 |
| 29 | 9 | 4049 | Stuart Nash | GBR  | 24:07 | 1:00 | 1:13:26 | 1:01 | 12:30 | 1:52:02 |
| 30 | 5 | 4004 | Pedro De La Torre Llobregat | ESP  | 22:24 | 0:48 | 1:17:08 | 0:36 | 11:48 | 1:52:42 |
| 31 | 1 | 4098 | José Peixoto | POR  | 22:54 | 0:57 | 1:16:25 | 1:06 | 11:58 | 1:53:18 |
| 32 | 10 | 4052 | Mark Shepherd | GBR  | 26:40 | 1:15 | 1:11:18 | 1:03 | 13:25 | 1:53:40 |
| 33 | 6 | 4032 | Roberto Centeio Barata | POR  | 23:15 | 0:47 | 1:17:18 | 0:37 | 11:56 | 1:53:50 |
| 34 | 2 | 4079 | Manuel Diaz Roman | ESP  | 23:26 | 1:02 | 1:17:05 | 0:43 | 12:02 | 1:54:17 |
| 35 | 11 | 4055 | Edwin Sutton | IRL  | 24:04 | 0:59 | 1:16:46 | 0:45 | 11:48 | 1:54:21 |
| 36 | 3 | 4090 | Greg Simcock | GBR  | 25:30 | 1:04 | 1:14:48 | 1:01 | 12:15 | 1:54:36 |
| 37 | 7 | 4027 | Adrien Dransart | FRA  | 23:48 | 0:58 | 1:17:18 | 0:54 | 11:50 | 1:54:46 |
| 38 | 4 | 4013 | Sam Rowell | GBR  | 23:58 | 1:08 | 1:16:51 | 1:05 | 11:56 | 1:54:56 |
| 39 | 2 | 4022 | Arthur Henrique Cunha Reis | BRA  | 24:07 | 1:00 | 1:16:38 | 0:52 | 12:39 | 1:55:14 |
| 40 | 3 | 4019 | Patrick Mix | GER  | 25:56 | 0:41 | 1:16:47 | 0:51 | 12:22 | 1:56:35 |
| 41 | 5 | 4010 | Ruben Mateos Carbajo | ESP  | 24:47 | 0:57 | 1:18:39 | 0:56 | 11:47 | 1:57:04 |
| 42 | 6 | 4009 | Kevin Fernandez Fernandez | ESP  | 23:07 | 0:56 | 1:21:12 | 0:48 | 11:24 | 1:57:25 |
| 43 | 8 | 4030 | James Warren | GBR  | 25:48 | 1:12 | 1:17:19 | 1:02 | 12:43 | 1:58:02 |
| 44 | 4 | 4085 | Eric Mathieu | FRA  | 23:18 | 0:57 | 1:20:53 | 0:57 | 12:26 | 1:58:29 |
| 45 | 1 | 4117 | Lluis Pons I Casals | ESP  | 27:46 | 1:05 | 1:16:22 | 0:55 | 12:56 | 1:59:02 |
| 46 | 5 | 4080 | Jose Carlos Montesinos Belmonte | ESP  | 24:54 | 0:55 | 1:20:02 | 0:53 | 12:21 | 1:59:02 |
| 47 | 2 | 4109 | Alessandro De Cillia | ITA  | 25:59 | 1:05 | 1:18:52 | 0:50 | 12:49 | 1:59:34 |
| 48 | 4 | 4018 | Gerard Rodriguez Escoda | ESP  | 26:14 | 0:55 | 1:18:08 | 0:57 | 13:38 | 1:59:50 |
| 49 | 7 | 4069 | Jason Williams | GBR  | 23:53 | 1:28 | 1:21:29 | 0:55 | 12:23 | 2:00:06 |
| 50 | 3 | 4112 | Didier Vandenbosch | BEL  | 25:23 | 1:03 | 1:21:15 | 0:55 | 11:40 | 2:00:14 |
| 51 | 6 | 4102 | Marek Scerba | CZE  | 27:23 | 1:06 | 1:18:03 | 0:58 | 12:55 | 2:00:23 |
| 52 | 8 | 4074 | Alfons Van Der Vyver | RSA  | 26:05 | 1:32 | 1:18:13 | 1:28 | 13:29 | 2:00:45 |
| 53 | 12 | 4051 | David Poole | GBR  | 24:55 | 1:41 | 1:20:01 | 1:14 | 13:08 | 2:00:58 |

2023 Cross Duathlon World Championships Ibiza

Age group - Results by gender



























Age Group Overall Men

| Rank | Cat.R. | Bib | Name | Country | 1st Run | 1st Transition | Bike | 2nd Transition | 2nd Run (Finish) | Finish Time |
|------|--------|------|-----------------------------------|---|---------|----------------|---------|----------------|------------------|-------------|
| 54 | 9 | 4035 | John Brodeur | CAN  | 27:50 | 1:25 | 1:18:59 | 1:23 | 12:12 | 2:01:46 |
| 55 | 7 | 4087 | Simon Clarke | GBR  | 25:55 | 1:06 | 1:22:10 | 0:52 | 12:07 | 2:02:09 |
| 56 | 8 | 4084 | Avelino Santos Rajado | ESP  | 24:39 | 0:47 | 1:22:15 | 0:58 | 13:42 | 2:02:20 |
| 57 | 2 | 4119 | Luis Miguel Sanchez Garcia | ESP  | 28:20 | 1:05 | 1:19:25 | 1:00 | 12:43 | 2:02:30 |
| 58 | 4 | 4108 | Russell Jones | GBR  | 29:01 | 1:08 | 1:18:31 | 1:21 | 13:30 | 2:03:30 |
| 59 | 3 | 4115 | Antonio Ferrer Guasch | ESP  | 28:52 | 1:13 | 1:18:38 | 1:00 | 13:50 | 2:03:31 |
| 60 | 9 | 4068 | Matthew Prior | GBR  | 28:10 | 1:21 | 1:19:45 | 1:42 | 12:36 | 2:03:32 |
| 61 | 5 | 4021 | Jorge Arturo Sanchez Ramirez | MEX  | 24:16 | 1:28 | 1:25:16 | 0:59 | 12:40 | 2:04:36 |
| 62 | 5 | 4106 | Luis Hernando Pastor Ortiz | ESP  | 25:39 | 0:51 | 1:22:57 | 1:02 | 14:14 | 2:04:41 |
| 63 | 9 | 4101 | Gilson Sanches | BRA  | 25:50 | 1:38 | 1:23:23 | 1:22 | 12:44 | 2:04:56 |
| 64 | 10 | 4095 | Darryl Fitzell | IRL  | 28:18 | 1:05 | 1:21:07 | 0:48 | 13:56 | 2:05:12 |
| 65 | 4 | 4116 | Carmelo Gomez Pastor | ESP  | 30:30 | 1:24 | 1:19:02 | 1:17 | 14:35 | 2:06:46 |
| 66 | 10 | 4066 | Jonathan Heasman | GBR  | 28:53 | 0:59 | 1:21:16 | 0:57 | 14:48 | 2:06:50 |
| 67 | 11 | 4073 | Pieter Burger | RSA  | 28:36 | 1:04 | 1:24:00 | 0:50 | 12:51 | 2:07:20 |
| 68 | 11 | 4100 | Travis Wales | USA  | 28:57 | 0:55 | 1:21:50 | 0:58 | 14:46 | 2:07:23 |
| 69 | 12 | 4070 | Hardy Dinklage | GER  | 28:27 | 1:15 | 1:22:47 | 1:03 | 14:07 | 2:07:37 |
| 70 | 10 | 4029 | Richard Wakeford | GBR  | 24:49 | 1:23 | 1:27:27 | 1:13 | 12:59 | 2:07:48 |
| 71 | 13 | 4045 | Franck Bonasso | FRA  | 27:33 | 1:12 | 1:24:44 | 1:12 | 13:27 | 2:08:06 |
| 72 | 6 | 4111 | Mike ODonovan | RSA  | 26:36 | 1:10 | 1:23:01 | 1:36 | 15:49 | 2:08:11 |
| 73 | 5 | 4118 | Santi Ribot Terricabras | ESP  | 29:03 | 1:12 | 1:22:11 | 1:02 | 15:00 | 2:08:26 |
| 74 | 6 | 4002 | Darío Ayllón De Julián | ESP  | 24:22 | 0:47 | 1:30:12 | 0:44 | 12:40 | 2:08:43 |
| 75 | 1 | 4001 | Felix Christoph Becker | GER  | 29:55 | 0:55 | 1:22:52 | 0:59 | 14:40 | 2:09:19 |
| 76 | 12 | 4088 | Keith Evans | GBR  | 25:29 | 0:59 | 1:29:32 | 0:49 | 13:06 | 2:09:54 |
| 77 | 6 | 4126 | Joachim Rathbauer | AUT  | 29:00 | 1:01 | 1:25:46 | 0:48 | 13:44 | 2:10:17 |
| 78 | 7 | 4124 | Ercole Paroli | ITA  | 28:56 | 1:26 | 1:24:23 | 1:13 | 14:43 | 2:10:40 |
| 79 | 1 | 4146 | Karsten Olsen | DEN  | 30:39 | 0:47 | 1:24:18 | 1:03 | 14:14 | 2:10:59 |
| 80 | 13 | 4086 | John Carr | GBR  | 25:28 | 1:07 | 1:31:32 | 1:06 | 12:03 | 2:11:15 |
| 81 | 7 | 4014 | Philipp Blohm | GER  | 25:00 | 1:14 | 1:31:31 | 0:56 | 12:46 | 2:11:26 |
| 82 | 2 | 4135 | Francesc Xavier Subirana Salabert | ESP  | 30:38 | 1:11 | 1:23:51 | 1:04 | 14:50 | 2:11:33 |
| 83 | 14 | 4050 | John Odell | GBR  | 27:32 | 0:48 | 1:27:53 | 1:06 | 14:47 | 2:12:04 |
| 84 | 14 | 4096 | Jerym Brunton | NZL  | 27:06 | 0:48 | 1:31:15 | 0:44 | 12:53 | 2:12:44 |
| 85 | 8 | 4127 | Luiz Escudero | BRA  | 28:51 | 1:13 | 1:27:21 | 1:17 | 14:11 | 2:12:51 |
| 86 | 15 | 4094 | Claus Pesch | GER  | 27:55 | 1:32 | 1:29:18 | 1:28 | 14:31 | 2:14:42 |
| 87 | 3 | 4133 | Mariano Mendez Cabras | ESP  | 28:26 | 1:08 | 1:30:32 | 1:16 | 13:43 | 2:15:03 |
| 88 | 4 | 4132 | Miguel Angel Martinez Alfonso | ESP  | 29:09 | 1:15 | 1:29:44 | 1:11 | 14:10 | 2:15:26 |
| 89 | 11 | 4025 | Fernando Garcia Fernandez | ESP  | 26:20 | 1:04 | 1:32:23 | 0:56 | 14:56 | 2:15:37 |
| 90 | 16 | 4092 | Mehmet Kloss | GER  | 29:45 | 1:24 | 1:29:13 | 1:05 | 15:06 | 2:16:31 |
| 91 | 5 | 4143 | Stefano Piolanti | ITA  | 29:55 | 1:15 | 1:29:30 | 1:15 | 14:57 | 2:16:49 |
| 92 | 17 | 4099 | Jean-Michel Vie | POR  | 29:07 | 0:56 | 1:27:56 | 0:58 | 18:02 | 2:16:58 |
| 93 | 6 | 4145 | Jaroslav Balatka | CZE  | 33:59 | 1:19 | 1:25:24 | 1:03 | 15:21 | 2:17:04 |
| 94 | 15 | 4041 | Abilio Garcia Sanchez | ESP  | 33:04 | 1:02 | 1:25:41 | 0:55 | 16:45 | 2:17:25 |
| 95 | 18 | 4097 | Gareth Cashin | NZL  | 28:00 | 2:13 | 1:30:54 | 2:07 | 14:55 | 2:18:06 |
| 96 | 19 | 4089 | Matthew Gallagher | GBR  | 31:28 | 1:07 | 1:31:46 | 1:12 | 15:17 | 2:20:48 |
| 97 | 9 | 4120 | Georges Carpi | FRA  | 33:33 | 1:06 | 1:30:49 | 1:02 | 14:40 | 2:21:09 |
| 98 | 13 | 4067 | Kevin Morice | GBR  | 28:57 | 1:01 | 1:36:44 | 1:00 | 13:48 | 2:21:28 |
| 99 | 20 | 4091 | Mike Tate | GBR  | 28:31 | 1:14 | 1:36:31 | 1:18 | 14:06 | 2:21:39 |
| 100 | 16 | 4047 | Scott Billing | GBR  | 25:54 | 1:34 | 1:40:43 | 1:34 | 12:39 | 2:22:21 |
| 101 | 10 | 4123 | Christian Ulf-Hansen | GBR  | 30:00 | 1:12 | 1:34:53 | 0:55 | 15:31 | 2:22:30 |
| 102 | 7 | 4142 | Rainer Kaupp | GER  | 32:50 | 1:24 | 1:33:11 | 1:37 | 16:09 | 2:25:08 |
| 103 | 8 | 4137 | Nicholas Farnell | GBR  | 33:53 | 1:37 | 1:31:45 | 1:27 | 17:12 | 2:25:51 |
| 104 | 9 | 4141 | Mike Snell | GBR  | 29:50 | 1:06 | 1:39:35 | 1:08 | 16:04 | 2:27:41 |
| 105 | 17 | 4057 | Daniel Rossi | USA  | 33:19 | 1:24 | 1:35:25 | 1:20 | 17:38 | 2:29:04 |
| 106 | 10 | 4140 | Michael Skivington | GBR  | 32:44 | 1:45 | 1:38:22 | 1:48 | 15:32 | 2:30:09 |

2023 Cross Duathlon World Championships Ibiza

Age group - Results by gender

Age Group Overall Men

| Rank | Cat.R. | Bib | Name | Country | 1st Run | 1st Transition | Bike | 2nd Transition | 2nd Run (Finish) | Finish Time |
|------|--------|------|--|---|---------|----------------|---------|----------------|------------------|-------------|
| 107 | 11 | 4122 | Bruce Ferguson | GBR  | 31:57 | 1:23 | 1:38:17 | 1:13 | 17:45 | 2:30:32 |
| 108 | 14 | 4076 | Luiz Aparecido Ruela Da Silva Assuncao | BRA  | 31:16 | 1:59 | 1:43:01 | 2:07 | 14:34 | 2:32:54 |
| 109 | 11 | 4134 | Jose Manuel Rodriguez Carames | ESP  | 32:07 | 1:21 | 1:48:20 | 1:56 | 19:08 | 2:42:49 |
| 110 | 12 | 4144 | Cobus Fourie | RSA  | 33:35 | 1:39 | 1:49:41 | 1:28 | 18:27 | 2:44:47 |
| 111 | 12 | 4031 | Takahiro Mishina | JPN  | 32:50 | 1:34 | 1:52:01 | 1:30 | 20:15 | 2:48:08 |
| 112 | 18 | 4043 | Javier López García | ESP  | 34:25 | 1:29 | 1:55:29 | 2:03 | 14:57 | 2:48:21 |
| 113 | 7 | 4107 | Loiseau Christophe | FRA  | 31:18 | 1:20 | 1:57:09 | 1:01 | 18:23 | 2:49:10 |
| 114 | 13 | 4138 | Richard Hardy | GBR  | 36:51 | 1:00 | 1:52:33 | 1:04 | 17:50 | 2:49:16 |
| 115 | 21 | 4083 | Carlos Andres Ramirez Duarte | ESP  | 37:05 | 1:37 | 1:50:51 | 2:03 | 18:27 | 2:50:02 |
| 116 | 1 | 4150 | Colin Hunt | GBR  | 35:31 | 0:50 | 1:56:43 | 1:05 | 17:23 | 2:51:30 |
| 117 | 22 | 4082 | Eusebio Noguera Pujol | ESP  | 37:06 | 3:01 | 1:52:01 | 2:30 | 18:27 | 2:53:03 |
| 118 | 15 | 4062 | Juan Carlos Martinez Guiot | ESP  | 34:16 | 1:03 | 2:06:34 | 1:02 | 18:27 | 3:01:20 |
| 119 | 16 | 4075 | Cleber Castro | BRA  | 31:42 | 1:52 | 2:09:41 | 1:15 | 17:10 | 3:01:38 |
| 120 | 12 | 4129 | Jeff Shmoorkoff | CAN  | 36:21 | 1:56 | 2:05:57 | 1:47 | 17:25 | 3:03:24 |
| 121 | 2 | 4149 | Jose Chicano Quero | ESP  | 37:43 | 1:34 | 2:29:11 | 2:17 | 17:38 | 3:28:21 |
| 122 | 23 | 4081 | Francisco Javier Munoz Zapata | ESP  | 40:14 | 0:50 | 2:27:30 | 2:07 | 17:46 | 3:28:26 |
| 123 | 13 | 4121 | John Clarke | GBR  | 37:33 | 1:14 | 2:31:00 | 0:59 | 21:13 | 3:31:57 |
| 124 | 3 | 4151 | Noel Stubbs | GBR  | 45:40 | 2:04 | 2:25:55 | 1:41 | 23:44 | 3:39:02 |
| 125 | 1 | 4154 | Anton Hergouth | AUT  | 53:03 | 2:16 | 2:32:13 | 2:28 | 31:09 | 4:01:07 |
| 126 | 1 | 4155 | Gherardo Mercati | ITA  | 53:18 | 1:45 | 3:01:40 | 2:10 | 34:13 | 4:33:04 |
| 127 | 13 | 4036 | Khaled El Shobokshy | EGY  | 45:35 | 0:58 | 3:22:21 | 1:01 | 25:27 | 4:35:21 |
| | | 4072 | Michael Arbuthnot | RSA  | 26:27 | 1:34 | — | — | — | — |
| | | 4136 | Michael Battersby | GBR  | 37:54 | 0:55 | — | — | — | — |
| | | 4139 | William Reed | GBR  | 39:59 | — | — | — | — | — |
| | | 4113 | Reinaldo Sánchez Grillo | CRC  | 37:29 | 4:47 | 1:43:08 | 3:32 | 23:32 | 2:52:27 |
| | | 4128 | Antonio Vidal Santin | BRA  | 51:45 | 2:20 | 1:48:40 | 2:11 | 26:28 | 3:11:23 |
| | | 4105 | Miguel Garcia Rubino | ESP  | 40:14 | 1:08 | 59:05 | 0:57 | — | — |

2023 Cross Duathlon World Championships Ibiza

Age group - Results by gender

Age Group Overall Women

| Rank | Cat.R. | Bib | Name | Country | 1st Run | 1st Transition | Bike | 2nd Transition | 2nd Run (Finish) | Finish Time |
|------|--------|------|-------------------------------|---|---------|----------------|---------|----------------|------------------|-------------|
| 1 | 1 | 4181 | Teresa Pons Munill | ESP  | 28:09 | 1:01 | 1:18:30 | 0:59 | 13:37 | 2:02:14 |
| 2 | 1 | 4163 | Maje Sánchez García | ESP  | 27:27 | 0:38 | 1:20:38 | 0:49 | 13:11 | 2:02:42 |
| 3 | 1 | 4157 | Kim Baptista | GBR  | 29:10 | 0:58 | 1:20:31 | 0:49 | 14:32 | 2:05:58 |
| 4 | 2 | 4182 | Sandra Santanyes Murillo | ESP  | 30:45 | 1:15 | 1:20:50 | 1:05 | 15:24 | 2:09:17 |
| 5 | 1 | 4171 | Anais Tardieu | FRA  | 28:01 | 1:27 | 1:26:05 | 1:11 | 13:50 | 2:10:33 |
| 6 | 3 | 4184 | Severine Guerif | FRA  | 26:11 | 0:58 | 1:30:28 | 1:05 | 12:46 | 2:11:25 |
| 7 | 1 | 4173 | Elisa Nardi | ITA  | 29:02 | 0:59 | 1:27:06 | 0:55 | 14:15 | 2:12:15 |
| 8 | 2 | 4170 | Severine Da Costa | FRA  | 29:59 | 1:33 | 1:26:22 | 1:09 | 14:04 | 2:13:06 |
| 9 | 2 | 4156 | Paula Fernandez Bacerra | ESP  | 31:17 | 1:21 | 1:25:06 | 0:54 | 15:54 | 2:14:31 |
| 10 | 1 | 4195 | Kirsty Prior | GBR  | 30:51 | 1:21 | 1:27:12 | 1:15 | 14:16 | 2:14:53 |
| 11 | 2 | 4174 | Danica Bonello Spiteri | MLT  | 28:35 | 0:58 | 1:30:47 | 0:58 | 13:38 | 2:14:53 |
| 12 | 4 | 4185 | Karen Heppenstall | GBR  | 28:24 | 1:07 | 1:30:10 | 1:08 | 14:19 | 2:15:06 |
| 13 | 1 | 4161 | Stina Meinicke | NOR  | 27:55 | 1:14 | 1:31:19 | 1:07 | 13:55 | 2:15:28 |
| 14 | 3 | 4166 | Claire Walters | GBR  | 28:35 | 1:23 | 1:31:41 | 1:09 | 13:59 | 2:16:45 |
| 15 | 5 | 4187 | Nicolle Weir | RSA  | 32:14 | 1:48 | 1:27:08 | 1:12 | 15:02 | 2:17:22 |
| 16 | 6 | 4183 | Erna Fontein | FRA  | 29:37 | 1:03 | 1:30:58 | 1:07 | 15:27 | 2:18:10 |
| 17 | 2 | 4194 | Claire Hitchings | GBR  | 31:16 | 1:00 | 1:31:00 | 0:52 | 16:03 | 2:20:09 |
| 18 | 3 | 4158 | Milena Vogel | GER  | 28:07 | 1:02 | 1:34:57 | 0:56 | 15:23 | 2:20:23 |
| 19 | 3 | 4191 | Beatriz Molina Garcia | ESP  | 30:34 | 1:09 | 1:33:00 | 1:23 | 15:25 | 2:21:30 |
| 20 | 3 | 4175 | Almari De Milander | RSA  | 29:08 | 1:13 | 1:37:42 | 1:06 | 13:12 | 2:22:20 |
| 21 | 2 | 4164 | Tory Sigmond | USA  | 32:24 | 1:56 | 1:33:01 | 1:18 | 14:44 | 2:23:22 |
| 22 | 4 | 4178 | Dolores Josefina Pena | ARG  | 34:06 | 1:54 | 1:33:08 | 1:43 | 18:22 | 2:29:12 |
| 23 | 1 | 4199 | Claudia Hille | GER  | 30:59 | 0:44 | 1:41:37 | 0:44 | 15:30 | 2:29:31 |
| 24 | 3 | 4162 | Núria Andrés Bonnin | ESP  | 29:30 | 1:09 | 1:44:34 | 1:12 | 14:56 | 2:31:19 |
| 25 | 5 | 4177 | Renee Harrington | USA  | 31:12 | 0:47 | 1:45:14 | 0:44 | 14:57 | 2:32:53 |
| 26 | 7 | 4180 | Fátima Blázquez Lozano | ESP  | 33:09 | 1:04 | 1:40:19 | 1:07 | 17:36 | 2:33:14 |
| 27 | 8 | 4188 | Laura Kline | USA  | 28:53 | 1:11 | 1:47:04 | 0:58 | 15:39 | 2:33:42 |
| 28 | 2 | 4202 | Sabine Greipel | AUT  | 33:43 | 1:06 | 1:41:41 | 1:16 | 17:21 | 2:35:05 |
| 29 | 4 | 4169 | Rachel Maria Couto Nascimento | BRA  | 28:49 | 1:36 | 1:48:20 | 1:18 | 15:27 | 2:35:28 |
| 30 | 9 | 4189 | Jessica Soroka | USA  | 31:35 | 1:27 | 1:46:25 | 1:46 | 16:23 | 2:37:34 |
| 31 | 1 | 4209 | Helen Woodman | GBR  | 33:15 | 1:23 | 1:46:32 | 1:00 | 16:31 | 2:38:39 |
| 32 | 5 | 4168 | Erin McMahon | USA  | 35:35 | 1:37 | 1:45:23 | 1:19 | 18:20 | 2:42:12 |
| 33 | 10 | 4186 | Laura Ravelli | ITA  | 34:55 | 1:08 | 1:48:00 | 1:07 | 17:13 | 2:42:21 |
| 34 | 2 | 4207 | Kath Finn | GBR  | 34:43 | 1:19 | 1:47:33 | 1:29 | 17:49 | 2:42:52 |
| 35 | 3 | 4210 | Angela Boczek | GER  | 38:35 | 0:51 | 1:52:04 | 0:42 | 16:58 | 2:49:08 |
| 36 | 3 | 4201 | May-Li Cuypers | USA  | 34:08 | 1:43 | 1:54:07 | 1:15 | 18:11 | 2:49:22 |
| 37 | 1 | 4216 | Maria Vittoria Marocco | ITA  | 35:21 | 0:56 | 1:56:22 | 1:09 | 17:10 | 2:50:56 |
| 38 | 2 | 4160 | Alice Lake | GBR  | 31:59 | 0:53 | 2:02:08 | 0:49 | 15:35 | 2:51:22 |
| 39 | 4 | 4213 | Kim Wagner | USA  | 42:16 | 1:50 | 1:49:49 | 1:40 | 23:02 | 2:58:36 |
| 40 | 4 | 4192 | Laura Sararols Ramsay | ESP  | 37:01 | 1:34 | 2:02:52 | 1:23 | 17:48 | 3:00:36 |
| 41 | 2 | 4217 | Sheri Schrock | USA  | 47:09 | 1:06 | 1:52:52 | 0:59 | 22:34 | 3:04:39 |
| 42 | 5 | 4206 | Nicola Dick | GBR  | 36:51 | 0:54 | 2:15:12 | 0:47 | 16:33 | 3:10:16 |
| 43 | 6 | 4176 | Crystal Cox | USA  | 39:57 | 1:42 | 2:12:18 | 1:54 | 19:54 | 3:15:43 |
| 44 | 5 | 4196 | Melinda Hyatt | USA  | 43:44 | 2:03 | 2:14:32 | 1:20 | 21:50 | 3:23:27 |
| 45 | 3 | 4218 | Carol Whipple | USA  | 41:14 | 1:26 | 2:17:37 | 1:39 | 22:03 | 3:23:57 |
| 46 | 6 | 4211 | Heike Steininger | GER  | 41:00 | 1:20 | 2:20:16 | 1:29 | 21:01 | 3:25:03 |
| 47 | 6 | 4167 | Ana Alexandra Martinho | POR  | 36:33 | 1:29 | 2:32:01 | 1:20 | 24:55 | 3:36:16 |
| 48 | 7 | 4212 | Michelle Laux | USA  | 41:01 | 1:38 | 2:30:51 | 2:07 | 22:31 | 3:38:06 |
| | | 4193 | Dawn Haynes Sewell | GBR  | 42:20 | 1:41 | 42:54 | — | — | — |