

# 2024 World Triathlon Championship Series Weihai

## Results by gender






















### Elite Men

Rank	Cat.R.	Bib	Name	Country	Swim	Transition1	Bike	Transition2	Run	Finish Time
1	1	3	Alex Yee	GBR	17:34	0:42	1:00:04	0:22	29:40	1:48:21
2	2	4	Léo Bergere	FRA	17:34	0:41	1:00:06	0:22	30:26	1:49:07
3	3	9	Miguel Hidalgo	BRA	17:36	0:42	1:00:04	0:19	30:38	1:49:18
4	4	8	Alberto Gonzalez Garcia	ESP	17:31	0:42	1:00:07	0:20	31:10	1:49:47
5	5	7	Vincent Luis	FRA	17:29	0:42	1:00:10	0:21	31:12	1:49:52
6	6	6	Luke Willian	AUS	17:36	0:43	1:00:03	0:20	31:18	1:49:58
7	7	5	Hayden Wilde	NZL	17:42	0:39	1:01:26	0:22	29:55	1:50:01
8	8	27	Dylan McCullough	NZL	17:31	0:45	1:00:06	0:23	31:20	1:50:03
9	9	37	Jack Willis	GBR	17:39	0:41	1:00:03	0:20	31:37	1:50:18
10	10	2	Pierre Le Corre	FRA	17:38	0:43	1:01:27	0:19	30:38	1:50:42
11	11	22	Max Stapley	GBR	17:33	0:41	1:00:07	0:21	32:05	1:50:46
12	12	21	Simon Westermann	SUI	17:33	0:42	1:00:06	0:21	32:08	1:50:48
13	13	11	Antonio Serrat Seoane	ESP	17:45	0:43	1:01:21	0:25	30:37	1:50:48
14	14	15	Takumi Hojo	JPN	17:39	0:45	1:01:25	0:22	30:49	1:50:57
15	15	16	John Reed	USA	17:55	0:43	1:01:10	0:23	31:02	1:51:10
16	16	14	Brandon Copeland	AUS	17:37	0:42	1:01:28	0:21	31:09	1:51:15
17	17	39	Connor Bentley	GBR	17:34	0:41	1:01:31	0:19	31:20	1:51:23
18	18	18	Adrien Briffod	SUI	17:59	0:41	1:01:06	0:17	31:39	1:51:40
19	19	1	Matthew Hauser	AUS	17:26	0:44	1:01:37	0:19	31:57	1:52:01
20	20	24	Roberto Sanchez Mantecon	ESP	18:32	0:43	1:02:13	0:20	30:20	1:52:07
21	21	31	Aram Michell Peñaflor Moysen	MEX	18:15	0:42	1:02:33	0:20	30:18	1:52:07
22	22	34	Ren Sato	JPN	18:02	0:42	1:01:02	0:18	32:21	1:52:24
23	23	12	Darr Smith	USA	17:37	0:43	1:01:26	0:22	32:42	1:52:47
24	24	25	Sylvain Fridelance	SUI	17:39	0:43	1:01:24	0:22	32:57	1:53:04
25	25	42	Oscar Coggins	HKG	17:56	0:50	1:01:01	0:20	33:12	1:53:18
26	26	29	Gregor Payet	LUX	18:40	0:41	1:02:07	0:25	31:33	1:53:25
27	27	36	Arnaud Mengal	BEL	18:33	0:43	1:02:13	0:21	31:48	1:53:35
28	28	20	Junjie Fan	CHN	18:11	0:44	1:02:36	0:22	32:03	1:53:54
29	29	19	Aoba Yasumatsu	JPN	18:12	0:44	1:02:33	0:23	32:10	1:54:00
30	30	40	Harry Leleu	GBR	17:51	0:48	1:02:50	0:20	32:34	1:54:23
31	31	43	Rongheng Chen	CHN	18:36	0:43	1:02:10	0:20	33:13	1:55:00
32	32	38	Kyotaro Yoshikawa	JPN	17:33	0:44	1:01:31	0:20	35:19	1:55:24
33	33	35	Philip Pertl	AUT	18:36	0:43	1:02:09	0:23	33:53	1:55:42
34	34	26	Robin Elg	HKG	17:37	0:42	1:01:26	0:24	35:58	1:56:05
35	35	32	Chi Zhang	CHN	17:59	0:39	1:02:52	0:26	35:02	1:56:56
		10	Jonas Schomburg	GER	17:33	0:43	1:00:04	0:28	—	—
		17	Faldum Gábor	HUN	18:38	0:42	1:02:11	0:21	—	—
		28	Shing Him Yu	HKG	18:09	0:43	—	—	—	—
		30	Jesus Gildardo Espiritu	MEX	17:55	0:45	—	—	—	—
		23	Yunxiang Ma	CHN	18:34	0:42	—	—	—	—
		33	Yunfeng Teng	CHN	18:53	0:43	—	—	—	—
		41	Kenshin Mori	JPN	20:44	0:50	—	—	—	—

# 2024 World Triathlon Championship Series Weihai

## Results by gender

### Elite Women

Rank	Cat.R.	Bib	Name	Country	Swim	Transition1	Bike	Transition2	Run	Finish Time
1	1	2	Lisa Tertsch	GER 	20:16	0:45	1:10:01	0:19	33:24	2:04:42
2	2	1	Beth Potter	GBR 	20:26	0:51	1:09:45	0:21	33:38	2:04:59
3	3	5	Georgia Taylor-Brown	GBR 	20:25	0:51	1:09:48	0:23	34:15	2:05:40
4	4	28	Tanja Neubert	GER 	20:29	0:52	1:09:41	0:22	34:34	2:05:55
5	5	3	Kate Waugh	GBR 	20:30	0:49	1:09:45	0:23	34:35	2:06:00
6	6	21	Gwen Jorgensen	USA 	20:28	0:53	1:09:44	0:27	34:38	2:06:08
7	7	17	Rosa Maria Tapia Vidal	MEX 	20:27	0:50	1:09:48	0:22	34:52	2:06:17
8	8	22	Gina Sereno	USA 	20:27	0:53	1:09:44	0:25	35:00	2:06:26
9	9	9	Alice Betto	ITA 	20:23	0:50	1:09:51	0:24	35:09	2:06:34
10	10	4	Jeanne Lehair	LUX 	20:29	0:48	1:09:46	0:22	35:23	2:06:46
11	11	12	Claire Michel	BEL 	20:31	0:51	1:09:43	0:24	35:21	2:06:47
12	12	11	Verena Steinhauser	ITA 	20:30	0:52	1:09:40	0:23	35:48	2:07:10
13	13	15	Xinyu Lin	CHN 	20:25	0:50	1:09:50	0:23	36:08	2:07:34
14	14	14	Annika Koch	GER 	20:25	0:49	1:09:47	0:21	37:07	2:08:27
15	15	24	Lena Meißner	GER 	20:21	0:50	1:09:51	0:23	38:01	2:09:23
16	16	27	Mercedes Romero Orozco	MEX 	20:28	0:51	1:09:47	0:27	38:33	2:10:04
17	17	10	Kirsten Kasper	USA 	20:21	0:49	1:12:09	0:25	36:25	2:10:07
18	18	19	Yifan Yang	CHN 	20:27	0:51	1:09:57	0:25	38:33	2:10:11
19	19	20	Miriam Casillas García	ESP 	21:09	0:50	1:11:55	0:25	36:55	2:11:11
20	20	25	Sian Rainsley	GBR 	20:26	0:52	1:14:36	0:23	36:16	2:12:31
21	21	7	Anna Godoy Contreras	ESP 	20:31	0:50	1:14:32	0:24	36:22	2:12:37
22	22	16	Jolanda Annen	SUI 	20:30	0:50	1:14:33	0:26	37:14	2:13:32
23	23	29	Kovács Zsófia	HUN 	20:30	0:50	1:14:10	0:27	38:14	2:14:09
24	24	8	Djenyfer Arnold	BRA 	20:21	0:49	1:16:22	0:31	36:25	2:14:27
25	25	26	Bailee Brown	HKG 	20:32	0:49	1:14:30	0:23	38:35	2:14:48
26	26	23	Erika Ackerslund	USA 	20:28	0:50	1:14:35	0:24	41:58	2:18:13
		6	Laura Lindemann	GER 	20:31	0:51	—	—	—	—