

# 2024 World Triathlon Championship Series Weihai

## Results by category




























### Elite Men

Cat.R.	Bib	Name	Country	Swim	Transition1	Bike	Transition2	Run	Finish Time
1	3	Alex Yee	GBR	17:34	0:42	1:00:04	0:22	29:40	<b>1:48:21</b>
2	4	Léo Bergere	FRA	17:34	0:41	1:00:06	0:22	30:26	<b>1:49:07</b>
3	9	Miguel Hidalgo	BRA	17:36	0:42	1:00:04	0:19	30:38	<b>1:49:18</b>
4	8	Alberto Gonzalez Garcia	ESP	17:31	0:42	1:00:07	0:20	31:10	<b>1:49:47</b>
5	7	Vincent Luis	FRA	17:29	0:42	1:00:10	0:21	31:12	<b>1:49:52</b>
6	6	Luke Willian	AUS	17:36	0:43	1:00:03	0:20	31:18	<b>1:49:58</b>
7	5	Hayden Wilde	NZL	17:42	0:39	1:01:26	0:22	29:55	<b>1:50:01</b>
8	27	Dylan McCullough	NZL	17:31	0:45	1:00:06	0:23	31:20	<b>1:50:03</b>
9	37	Jack Willis	GBR	17:39	0:41	1:00:03	0:20	31:37	<b>1:50:18</b>
10	2	Pierre Le Corre	FRA	17:38	0:43	1:01:27	0:19	30:38	<b>1:50:42</b>
11	22	Max Stapley	GBR	17:33	0:41	1:00:07	0:21	32:05	<b>1:50:46</b>
12	21	Simon Westermann	SUI	17:33	0:42	1:00:06	0:21	32:08	<b>1:50:48</b>
13	11	Antonio Serrat Seoane	ESP	17:45	0:43	1:01:21	0:25	30:37	<b>1:50:48</b>
14	15	Takumi Hojo	JPN	17:39	0:45	1:01:25	0:22	30:49	<b>1:50:57</b>
15	16	John Reed	USA	17:55	0:43	1:01:10	0:23	31:02	<b>1:51:10</b>
16	14	Brandon Copeland	AUS	17:37	0:42	1:01:28	0:21	31:09	<b>1:51:15</b>
17	39	Connor Bentley	GBR	17:34	0:41	1:01:31	0:19	31:20	<b>1:51:23</b>
18	18	Adrien Briffod	SUI	17:59	0:41	1:01:06	0:17	31:39	<b>1:51:40</b>
19	1	Matthew Hauser	AUS	17:26	0:44	1:01:37	0:19	31:57	<b>1:52:01</b>
20	24	Roberto Sanchez Mantecon	ESP	18:32	0:43	1:02:13	0:20	30:20	<b>1:52:07</b>
21	31	Aram Michell Peñaflo Moysen	MEX	18:15	0:42	1:02:33	0:20	30:18	<b>1:52:07</b>
22	34	Ren Sato	JPN	18:02	0:42	1:01:02	0:18	32:21	<b>1:52:24</b>
23	12	Darr Smith	USA	17:37	0:43	1:01:26	0:22	32:42	<b>1:52:47</b>
24	25	Sylvain Fridelance	SUI	17:39	0:43	1:01:24	0:22	32:57	<b>1:53:04</b>
25	42	Oscar Coggins	HKG	17:56	0:50	1:01:01	0:20	33:12	<b>1:53:18</b>
26	29	Gregor Payet	LUX	18:40	0:41	1:02:07	0:25	31:33	<b>1:53:25</b>
27	36	Arnaud Mengal	BEL	18:33	0:43	1:02:13	0:21	31:48	<b>1:53:35</b>
28	20	Junjie Fan	CHN	18:11	0:44	1:02:36	0:22	32:03	<b>1:53:54</b>
29	19	Aoba Yasumatsu	JPN	18:12	0:44	1:02:33	0:23	32:10	<b>1:54:00</b>
30	40	Harry Leleu	GBR	17:51	0:48	1:02:50	0:20	32:34	<b>1:54:23</b>
31	43	Rongheng Chen	CHN	18:36	0:43	1:02:10	0:20	33:13	<b>1:55:00</b>
32	38	Kyotaro Yoshikawa	JPN	17:33	0:44	1:01:31	0:20	35:19	<b>1:55:24</b>
33	35	Philip Pertl	AUT	18:36	0:43	1:02:09	0:23	33:53	<b>1:55:42</b>
34	26	Robin Elg	HKG	17:37	0:42	1:01:26	0:24	35:58	<b>1:56:05</b>
35	32	Chi Zhang	CHN	17:59	0:39	1:02:52	0:26	35:02	<b>1:56:56</b>
10		Jonas Schomburg	GER	17:33	0:43	1:00:04	0:28	—	—
17		Faldum Gábor	HUN	18:38	0:42	1:02:11	0:21	—	—
28		Shing Him Yu	HKG	18:09	0:43	—	—	—	—
30		Jesus Gildardo Espiritu	MEX	17:55	0:45	—	—	—	—
23		Yunxiang Ma	CHN	18:34	0:42	—	—	—	—
33		Yunfeng Teng	CHN	18:53	0:43	—	—	—	—
41		Kenshin Mori	JPN	20:44	0:50	—	—	—	—

# 2024 World Triathlon Championship Series Weihai

## Results by category

### Elite Women

Cat.R.	Bib	Name	Country	Swim	Transition1	Bike	Transition2	Run	Finish Time
1	2	Lisa Tertsch	GER 	20:16	0:45	1:10:01	0:19	33:24	<b>2:04:42</b>
2	1	Beth Potter	GBR 	20:26	0:51	1:09:45	0:21	33:38	<b>2:04:59</b>
3	5	Georgia Taylor-Brown	GBR 	20:25	0:51	1:09:48	0:23	34:15	<b>2:05:40</b>
4	28	Tanja Neubert	GER 	20:29	0:52	1:09:41	0:22	34:34	<b>2:05:55</b>
5	3	Kate Waugh	GBR 	20:30	0:49	1:09:45	0:23	34:35	<b>2:06:00</b>
6	21	Gwen Jorgensen	USA 	20:28	0:53	1:09:44	0:27	34:38	<b>2:06:08</b>
7	17	Rosa Maria Tapia Vidal	MEX 	20:27	0:50	1:09:48	0:22	34:52	<b>2:06:17</b>
8	22	Gina Sereno	USA 	20:27	0:53	1:09:44	0:25	35:00	<b>2:06:26</b>
9	9	Alice Betto	ITA 	20:23	0:50	1:09:51	0:24	35:09	<b>2:06:34</b>
10	4	Jeanne Lehair	LUX 	20:29	0:48	1:09:46	0:22	35:23	<b>2:06:46</b>
11	12	Claire Michel	BEL 	20:31	0:51	1:09:43	0:24	35:21	<b>2:06:47</b>
12	11	Verena Steinhauser	ITA 	20:30	0:52	1:09:40	0:23	35:48	<b>2:07:10</b>
13	15	Xinyu Lin	CHN 	20:25	0:50	1:09:50	0:23	36:08	<b>2:07:34</b>
14	14	Annika Koch	GER 	20:25	0:49	1:09:47	0:21	37:07	<b>2:08:27</b>
15	24	Lena Meißner	GER 	20:21	0:50	1:09:51	0:23	38:01	<b>2:09:23</b>
16	27	Mercedes Romero Orozco	MEX 	20:28	0:51	1:09:47	0:27	38:33	<b>2:10:04</b>
17	10	Kirsten Kasper	USA 	20:21	0:49	1:12:09	0:25	36:25	<b>2:10:07</b>
18	19	Yifan Yang	CHN 	20:27	0:51	1:09:57	0:25	38:33	<b>2:10:11</b>
19	20	Miriam Casillas García	ESP 	21:09	0:50	1:11:55	0:25	36:55	<b>2:11:11</b>
20	25	Sian Rainsley	GBR 	20:26	0:52	1:14:36	0:23	36:16	<b>2:12:31</b>
21	7	Anna Godoy Contreras	ESP 	20:31	0:50	1:14:32	0:24	36:22	<b>2:12:37</b>
22	16	Jolanda Annen	SUI 	20:30	0:50	1:14:33	0:26	37:14	<b>2:13:32</b>
23	29	Kovács Zsófia	HUN 	20:30	0:50	1:14:10	0:27	38:14	<b>2:14:09</b>
24	8	Djenyfer Arnold	BRA 	20:21	0:49	1:16:22	0:31	36:25	<b>2:14:27</b>
25	26	Bailee Brown	HKG 	20:32	0:49	1:14:30	0:23	38:35	<b>2:14:48</b>
26	23	Erika Ackerlund	USA 	20:28	0:50	1:14:35	0:24	41:58	<b>2:18:13</b>
	6	Laura Lindemann	GER 	20:31	0:51	—	—	—	—