

2023 World Triathlon Championship Finals Pontevedra

Results by gender



Elite Men

Rank	Cat.R.	Bib	Name	Country	Swim	Transition1	Bike	Transition2	Run	Finish Time
1	1	5	Dorian Coninx	FRA 	18:03	1:15	52:56	0:25	29:46	1:42:22
2	2	10	Tim Hellwig	GER 	18:09	1:13	52:53	0:25	29:44	1:42:22
3	3	8	Pierre Le Corre	FRA 	18:00	1:15	53:00	0:24	29:45	1:42:22
4	4	4	Léo Bergere	FRA 	18:05	1:13	52:55	0:22	29:55	1:42:28
5	5	26	Lasse Lührs	GER 	18:16	1:16	52:41	0:23	30:09	1:42:44
6	6	11	Miguel Hidalgo	BRA 	18:17	1:15	52:41	0:23	30:13	1:42:48
7	7	9	Lehmann Csongor	HUN 	18:04	1:14	52:57	0:23	30:19	1:42:54
8	8	6	Matthew Hauser	AUS 	17:57	1:15	53:00	0:21	30:31	1:43:04
9	9	19	Tyler Mislawchuk	CAN 	18:15	1:13	52:48	0:22	30:32	1:43:09
10	10	2	Hayden Wilde	NZL 	18:47	1:09	53:02	0:23	29:57	1:43:17
11	11	50	Lasse Nygaard Priester	GER 	18:32	1:13	53:11	0:23	30:03	1:43:20
12	12	29	Tom Richard	FRA 	18:04	1:16	52:56	0:24	30:46	1:43:24
13	13	34	Vetle Bergsvik Thorn	NOR 	18:10	1:14	52:53	0:25	30:50	1:43:30
14	14	45	Ricardo Batista	POR 	18:27	1:15	52:34	0:23	30:54	1:43:31
15	15	3	Vasco Vilaca	POR 	18:14	1:11	52:48	0:23	31:11	1:43:45
16	16	30	Matthew McElroy	USA 	18:30	1:14	53:16	0:24	30:27	1:43:48
17	17	21	Henri Schoeman	RSA 	18:02	1:15	52:58	0:23	31:16	1:43:51
18	18	7	Kristian Blummenfelt	NOR 	18:28	1:18	53:12	0:27	30:32	1:43:54
19	19	47	Gianluca Pozzatti	ITA 	18:16	1:15	52:45	0:25	31:15	1:43:55
20	20	23	Bicsák Bence	HUN 	18:30	1:19	53:09	0:25	30:36	1:43:57
21	21	27	Dylan McCullough	NZL 	18:25	1:14	52:38	0:26	31:18	1:44:00
22	22	15	Kenji Nener	JPN 	18:02	1:15	52:58	0:23	31:33	1:44:08
23	23	14	Jelle Geens	BEL 	18:42	1:11	53:05	0:22	30:53	1:44:12
24	24	37	Charles Paquet	CAN 	18:31	1:14	53:13	0:27	30:53	1:44:16
25	25	20	Jonas Schomburg	GER 	18:00	1:16	52:59	0:22	31:45	1:44:19
26	26	52	Simon Westermann	SUI 	18:07	1:13	52:57	0:23	31:59	1:44:35
27	27	53	Brandon Copeland	AUS 	18:23	1:13	52:39	0:25	32:03	1:44:41
28	28	49	Luke Willian	AUS 	18:38	1:13	53:07	0:25	31:27	1:44:49
29	29	16	Marten Van Riel	BEL 	18:18	1:16	52:42	0:24	32:20	1:44:59
30	30	1	Alex Yee	GBR 	18:45	1:11	54:33	0:22	30:12	1:45:02
31	31	22	Antonio Serrat Seoane	ESP 	18:54	1:11	54:25	0:26	30:16	1:45:11
32	32	51	Makoto Odakura	JPN 	18:18	1:17	53:25	0:26	31:56	1:45:20
33	33	33	Faldum Gábor	HUN 	18:37	1:14	53:07	0:23	32:03	1:45:23
34	34	58	Tjebbe Kaindl	AUT 	18:41	1:10	53:07	0:24	32:06	1:45:26
35	35	39	Jonathan Brownlee	GBR 	18:20	1:15	52:39	0:22	32:53	1:45:28
36	36	25	Barclay Izzard	GBR 	18:52	1:13	54:26	0:22	30:44	1:45:35
37	37	24	Valentin Wernz	GER 	18:28	1:14	53:16	0:27	32:19	1:45:43
38	38	55	Genis Grau	ESP 	18:31	1:15	53:14	0:25	32:24	1:45:47
39	39	61	Rostislav Pevtsov	AZE 	18:43	1:12	54:35	0:26	31:14	1:46:08
40	40	28	Tayler Reid	NZL 	18:07	1:13	52:57	0:25	33:47	1:46:26
41	41	43	Sylvain Fridelance	SUI 	18:24	1:15	53:21	0:25	33:10	1:46:33
42	42	42	Takumi Hojo	JPN 	18:26	1:16	53:19	0:25	33:11	1:46:34
43	43	17	Manoel Messias	BRA 	19:03	1:13	55:27	0:25	30:29	1:46:35
44	44	40	Jacob Birtwhistle	AUS 	18:54	1:14	55:34	0:24	30:32	1:46:35
45	45	31	Richard Murray	NED 	19:05	1:13	55:26	0:24	30:32	1:46:36
46	46	44	Sergio Baxter Cabrera	ESP 	18:40	1:12	55:50	0:26	30:40	1:46:45
47	47	48	Brock Hoel	CAN 	18:24	1:13	53:23	0:25	33:32	1:46:55
48	48	12	Roberto Sanchez Mantecon	ESP 	19:06	1:13	55:23	0:24	31:01	1:47:06
49	49	35	Michele Sarzilla	ITA 	18:32	1:19	55:53	0:24	31:12	1:47:18
50	50	59	Shachar Sagiv	ISR 	18:50	1:12	54:26	0:23	32:33	1:47:22
51	51	62	Callum McClusky	AUS	19:04	1:07	55:34	0:25	31:16	1:47:24
52	52	56	Ren Sato	JPN	18:49	1:16	54:23	0:25	32:40	1:47:32
53	53	65	Aoba Yasumatsu	JPN	19:05	1:13	55:28	0:25	31:37	1:47:46

2023 World Triathlon Championship Finals Pontevedra

Results by gender

Elite Men

Rank	Cat.R.	Bib	Name	Country	Swim	Transition1	Bike	Transition2	Run	Finish Time
54	54	67	Arnaud Mengal	BEL 	19:02	1:14	55:30	0:24	31:47	1:47:56
55	55	36	Morgan Pearson	USA 	18:21	1:10	52:47	0:25	35:24	1:48:04
56	56	60	Gaspar Riveros	CHI 	19:03	1:16	55:26	0:25	32:05	1:48:14
57	57	64	Max Stapley	GBR 	18:28	1:15	54:46	0:30	33:16	1:48:14
58	58	41	David Castro Fajardo	ESP 	18:30	1:18	55:58	0:26	32:18	1:48:27
59	59	54	Aram Michell Penaflor Moysen	MEX 	18:44	1:16	55:46	0:24	32:29	1:48:37
60	60	68	Itamar Eshed	ISR 	18:54	1:15	55:35	0:27	33:03	1:49:12
61	61	38	Emil Holm	DEN 	18:52	1:12	54:24	0:24	34:44	1:49:34
		32	Seth Rider	USA 	18:24	1:16	53:18	0:26	—	—
		57	Alois Knabl	AUT 	18:05	1:18	—	—	—	—
		63	Darr Smith	USA 	18:21	1:16	—	—	—	—
		46	Dévay Márk	HUN 	18:26	1:18	—	—	—	—

2023 World Triathlon Championship Finals Pontevedra

Results by gender


Elite Women

Rank	Cat.R.	Bib	Name	Country	Swim	Transition1	Bike	Transition2	Run	Finish Time
1	1	2	Beth Potter	GBR	19:58	1:19	58:13	0:25	33:26	1:53:19
2	2	12	Kate Waugh	GBR	19:59	1:20	58:09	0:27	33:44	1:53:37
3	3	1	Cassandre Beaugrand	FRA	19:49	1:19	58:22	0:28	33:54	1:53:50
4	4	11	Lisa Tertsch	GER	20:10	1:15	58:16	0:29	33:53	1:54:01
5	5	26	Rachel Klamer	NED	20:07	1:23	58:13	0:28	33:59	1:54:08
6	6	3	Emma Lombardi	FRA	19:53	1:18	58:17	0:25	34:18	1:54:09
7	7	8	Sophie Coldwell	GBR	19:43	1:19	58:25	0:27	34:19	1:54:12
8	8	28	Julie Derron	SUI	20:23	1:20	57:58	0:27	34:09	1:54:14
9	9	46	Noelia Juan	ESP	20:31	1:14	58:00	0:28	34:20	1:54:31
10	10	43	Alice Betto	ITA	19:51	1:21	58:18	0:31	34:36	1:54:35
11	11	34	Claire Michel	BEL	20:15	1:19	58:11	0:31	34:25	1:54:39
12	12	9	Nina Eim	GER	20:30	1:17	57:53	0:30	34:37	1:54:45
13	13	7	Jeanne Lehair	LUX	19:50	1:19	58:20	0:28	34:54	1:54:50
14	14	40	Yuko Takahashi	JPN	20:10	1:21	58:10	0:24	34:49	1:54:51
15	15	19	Kirsten Kasper	USA	19:59	1:19	58:10	0:30	35:21	1:55:17
16	16	4	Taylor Spivey	USA	19:48	1:22	58:18	0:29	35:24	1:55:19
17	17	35	Lizeth Rueda Santos	MEX	20:13	1:19	58:10	0:29	35:11	1:55:21
18	18	25	Miriam Casillas García	ESP	20:17	1:21	58:02	0:25	35:34	1:55:37
19	19	16	Katie Zaferes	USA	20:04	1:24	58:13	0:29	35:38	1:55:46
20	20	52	Bianca Seregni	ITA	19:43	1:28	58:33	0:31	35:34	1:55:46
21	21	30	Natalie Van Coevorden	AUS	20:04	1:22	58:16	0:26	35:45	1:55:51
22	22	32	Vittoria Lopes	BRA	19:45	1:18	58:28	0:30	36:01	1:56:00
23	23	37	Jaz Hedgeland	AUS	20:09	1:19	58:17	0:28	36:00	1:56:11
24	24	6	Rosa Maria Tapia Vidal	MEX	20:05	1:19	58:21	0:29	36:14	1:56:26
25	25	36	Melanie Santos	POR	20:19	1:19	58:05	0:28	36:20	1:56:29
26	26	51	Anna Godoy Contreras	ESP	20:13	1:18	58:11	0:29	36:22	1:56:32
27	27	47	Charlotte McShane	AUS	20:10	1:21	58:13	0:28	36:28	1:56:38
28	28	10	Laura Lindemann	GER	19:55	1:21	58:14	0:30	36:43	1:56:41
29	29	33	Maya Kingma	NED	19:43	1:22	58:25	0:31	36:43	1:56:42
30	30	49	Sophie Linn	AUS	19:49	1:18	58:23	0:29	37:08	1:57:05
31	31	21	Kuttor-Bragmayer Zsanett	HUN	20:05	1:20	58:18	0:29	37:16	1:57:26
32	32	53	Olivia Mathias	GBR	19:42	1:20	58:26	0:32	37:45	1:57:43
33	33	24	Lena Meißner	GER	19:54	1:18	58:18	0:28	37:52	1:57:48
34	34	22	Jolien Vermeylen	BEL	20:07	1:16	1:00:26	0:26	35:37	1:57:50
35	35	14	Leonie Periault	FRA	20:33	1:23	1:00:57	0:27	34:34	1:57:53
36	36	54	Tilda Mansson	SWE	20:18	1:28	1:01:11	0:31	34:57	1:58:24
37	37	15	Nicole Van Der Kaay	NZL	20:41	1:24	1:00:49	0:29	35:06	1:58:27
38	38	45	Petra Kurikova	CZE	20:39	1:22	1:00:56	0:32	35:07	1:58:34
39	39	27	Ainsley Thorpe	NZL	20:07	1:20	58:16	0:27	38:36	1:58:45
40	40	17	Annika Koch	GER	20:34	1:20	1:00:59	0:29	35:30	1:58:50
41	41	29	Alberte Kjar Pedersen	DEN	20:46	1:17	1:01:22	0:25	35:08	1:58:56
42	42	50	Marta Pintanel Raymundo	ESP	20:39	1:17	1:01:00	0:28	35:41	1:59:03
43	43	56	Gwen Jorgensen	USA	20:13	1:23	1:01:18	0:31	35:40	1:59:03
44	44	41	Julia Hauser	AUT	20:34	1:24	1:00:57	0:32	35:59	1:59:24
45	45	57	Lisa Perterer	AUT	21:32	1:23	1:00:30	0:28	35:43	1:59:34
46	46	63	Eva Goodisson	NZL	20:13	1:27	58:03	0:28	39:39	1:59:49
47	47	18	Marlene Gomez-Göggel	GER	20:32	1:17	1:01:04	0:27	36:41	1:59:59
48	48	39	Solveig Lovseth	NOR	21:31	1:24	1:00:30	0:31	36:47	2:00:40
49	49	55	Sinem Francisca Tous Servera	TUR	21:28	1:19	1:00:41	0:30	37:17	2:01:13
50	50	42	Gina Sereno	USA	20:54	1:22	1:01:12	0:31	37:21	2:01:19
51	51	60	Hiraku Fukuoka	JPN	20:43	1:23	1:00:49	0:28	38:01	2:01:22
52	52	59	Tanja Stroschneider	AUT	21:10	1:29	1:00:49	0:33	37:30	2:01:28
53	53	38	Dominika Jamnicky	CAN	21:26	1:23	1:00:36	0:30	38:10	2:02:03

2023 World Triathlon Championship Finals Pontevedra

Results by gender

Elite Women

Rank	Cat.R.	Bib	Name	Country	Swim	Transition1	Bike	Transition2	Run	Finish Time
54	54	48	Valerie Barthelemy	BEL 	20:03	1:24	1:01:28	0:28	39:34	2:02:54
55	55	62	Minori Ikeno	JPN 	19:46	1:24	1:01:46	0:27	39:45	2:03:05
		31	Erika Ackerlund	USA 	20:38	1:20	1:00:55	0:27	—	—
		5	Summer Rappaport	USA 	19:44	1:26	—	—	—	—
		23	Djenyfer Arnold	BRA 	20:05	1:26	—	—	—	—
		20	Verena Steinhäuser	ITA 	20:43	1:22	—	—	—	—

2023 World Triathlon Championship Finals Pontevedra

Results by gender


U23 Men

Rank	Cat.R.	Bib	Name	Country	Swim	Transition1	Bike	Transition2	Run	Finish Time
1	1	4	Simon Henseleit	GER	18:19	1:11	54:21	0:24	31:05	1:45:18
2	2	32	Baptiste Passemard	FRA	18:34	1:08	54:12	0:21	31:18	1:45:30
3	3	27	Mitch Kolkman	NED	18:20	1:13	54:21	0:25	31:25	1:45:42
4	4	15	Panagiotis Bitados	GRE	18:20	1:10	54:23	0:24	31:40	1:45:56
5	5	18	Daniel Dixon	GBR	18:35	1:14	54:06	0:24	31:44	1:46:01
6	6	17	Alessio Crociani	ITA	18:09	1:16	54:29	0:23	31:54	1:46:09
7	7	10	Jamie Riddle	RSA	18:13	1:16	54:24	0:26	32:03	1:46:20
8	8	1	John Reed	USA	18:36	1:15	54:06	0:30	32:04	1:46:28
9	9	6	Nicolo Strada	ITA	18:22	1:14	54:16	0:24	32:29	1:46:44
10	10	28	Kiss Gergely	HUN	18:17	1:15	54:23	0:25	32:32	1:46:50
11	11	40	Sebastian Wernersen	NOR	18:34	1:15	54:08	0:32	32:41	1:47:07
12	12	7	David Cantero Del Campo	ESP	19:09	1:13	55:57	0:25	30:30	1:47:12
13	13	20	Hamish Reilly	GBR	18:24	1:09	54:23	0:24	32:54	1:47:12
14	14	19	Kyotaro Yoshikawa	JPN	18:23	1:11	54:22	0:25	33:03	1:47:21
15	15	5	Saxon Morgan	NZL	18:34	1:13	54:09	0:30	33:04	1:47:27
16	16	21	Jonas Osterholt	GER	18:16	1:13	54:26	0:27	33:20	1:47:40
17	17	9	Yanis Seguin	FRA	18:36	1:15	56:26	0:24	31:07	1:47:47
18	18	49	Jonathan Oakey	IRL	18:23	1:14	54:19	0:24	33:40	1:47:58
19	19	11	Lachlan Haycock	NZL	18:34	1:16	54:05	0:25	33:51	1:48:09
20	20	48	Dobi Gergó	HUN	18:16	1:13	54:28	0:28	33:53	1:48:16
21	21	14	Vitalii Vorontsov	UKR	19:10	1:12	55:57	0:26	31:40	1:48:24
22	22	36	Alexis Lherieau	SUI	19:08	1:12	55:56	0:23	31:57	1:48:35
23	23	33	Jan Bader	AUT	19:10	1:13	55:52	0:24	32:03	1:48:39
24	24	2	Bradley Course	AUS	18:38	1:14	54:05	0:24	34:25	1:48:43
25	25	3	Oscar Dart	AUS	18:36	1:14	54:06	0:24	34:33	1:48:51
26	26	38	Dylan Didier Campa Carranza	MEX	18:37	1:13	56:30	0:27	32:10	1:48:56
27	27	8	Lachlan Jones	AUS	19:14	1:13	55:49	0:27	32:25	1:49:07
28	28	24	Mateo Mendoza Burgos	CHI	19:12	1:11	55:54	0:23	32:52	1:49:31
29	29	37	Dévay Zsombor	HUN	19:04	1:17	55:57	0:27	32:57	1:49:41
30	30	62	Sinkó-Uribe Ábel	HUN	18:24	1:14	56:41	0:26	33:17	1:50:01
31	31	43	Andreas Carlsson	SWE	18:27	1:15	54:13	0:34	35:39	1:50:06
32	32	42	Fernando Jacome	CHI	19:11	1:16	55:51	0:28	33:25	1:50:09
33	33	56	Jose Ignacio Galvez Ponce	ESP	19:13	1:16	55:50	0:27	33:33	1:50:16
34	34	34	Andree Buc	CHI	18:39	1:18	56:20	0:26	34:04	1:50:46
35	35	53	Filip Tlamka	CZE	19:10	1:15	56:26	0:25	33:36	1:50:51
36	36	22	Mitsuho Mochizuki	JPN	18:14	1:15	54:26	0:22	36:42	1:50:56
37	37	25	Filip Mainville	CAN	19:10	1:16	55:55	0:28	34:40	1:51:28
38	38	47	Peter Rojtas	SVK	18:39	1:15	56:25	0:27	35:06	1:51:50
39	39	31	Teppei Tokuyama	JPN	18:26	1:13	56:41	0:31	35:15	1:52:04
40	40	41	Itamar Levanon	ISR	19:52	1:13	58:38	0:24	32:17	1:52:22
41	41	35	Andrew Shellenberger	USA	19:03	1:16	56:01	0:25	35:46	1:52:29
42	42	54	Veikka Saren	FIN	19:37	1:17	58:50	0:25	32:52	1:53:00
43	43	26	Tzu I Pan	TPE	19:04	1:16	56:00	0:28	36:20	1:53:08
44	44	55	Valdemar Solok	DEN	19:12	1:20	59:11	0:28	33:47	1:53:57
45	45	30	Erik Yamir Ramos Croda	MEX	19:12	1:17	56:19	0:28	37:06	1:54:21
46	46	58	Lucas Cambresy	LUX	19:09	1:19	55:55	0:29	38:31	1:55:20
47	47	50	Yael Vladimir González Melendez	MEX	19:12	1:18	59:16	0:27	36:00	1:56:11
48	48	46	Cheung Sing Nicholas Tsang	HKG	18:39	1:12	59:56	0:30	36:17	1:56:32
49	49	29	Nicholas Holmes	USA	19:42	1:13	58:49	0:25	36:46	1:56:54
50	50	60	Sangmin Park	KOR	19:38	1:16	58:52	0:25	37:19	1:57:27
51	51	57	Tik Long Hung	HKG	19:38	1:16	58:52	0:29	38:50	1:59:03
		44	Henry Graf	GER	18:17	1:18	54:15	0:24	-	-
		59	Sam Hart	GBR	18:39	1:12	56:28	0:25	-	-

2023 World Triathlon Championship Finals Pontevedra

Results by gender

U23 Men

Rank	Cat.R.	Bib	Name	Country	Swim	Transition1	Bike	Transition2	Run	Finish Time
		51	Arturs Liepa	LAT 	19:10	1:17	59:17	0:28	-	-
		52	Thomas Windischbauer	AUT 	18:37	1:15	—	—	—	2:07:12
		12	Josiah Ney	CAN 	18:18	1:16	—	—	—	—
		45	Nicolas Probert Vargas	MEX 	19:01	1:20	—	—	—	—
		61	Joaquín Mojica Baquero	COL 	19:40	1:14	—	—	—	—
		23	Esteban Basanta Fouz	ESP 	18:17	1:15	54:21	0:25	31:36	1:45:52
		39	Zach Leachman	USA 	19:45	1:20	—	—	—	—

2023 World Triathlon Championship Finals Pontevedra

Results by gender

U23 Women

Rank	Cat.R.	Bib	Name	Country	Swim	Transition1	Bike	Transition2	Run	Finish Time
1	1	17	Selina Klamt	GER	18:36	1:32	1:02:17	0:26	34:59	1:57:48
2	2	6	Maria Tomé	POR	19:02	1:32	1:01:53	0:28	34:57	1:57:50
3	3	14	Angelica Prestia	ITA	18:47	1:37	1:02:04	0:31	35:27	1:58:25
4	4	1	Cathia Schär	SUI	19:40	1:31	1:01:15	0:26	36:02	1:58:53
5	5	5	Tanja Neubert	GER	19:04	1:30	1:01:50	0:26	36:25	1:59:12
6	6	38	Tilly Anema	GBR	18:37	1:32	1:02:22	0:30	36:20	1:59:19
7	7	21	Tjasa Vrtacic	SLO	18:48	1:29	1:02:09	0:25	36:34	1:59:22
8	8	34	Horváth Karolina Helga	HUN	19:10	1:33	1:01:43	0:30	36:35	1:59:29
9	9	18	Barbara De Koning	NED	19:01	1:31	1:01:57	0:31	36:37	1:59:34
10	10	28	Finja Schierl	GER	19:08	1:28	1:01:50	0:28	36:53	1:59:45
11	11	31	Jessica Fullagar	GBR	18:37	1:28	1:02:21	0:28	37:01	1:59:54
12	12	20	María Casals Mojica	ESP	19:20	1:29	1:01:38	0:31	37:11	2:00:07
13	13	7	Mercedes Romero Orozco	MEX	18:58	1:27	1:02:02	0:29	37:33	2:00:28
14	14	19	Daisy Davies	GBR	19:02	1:29	1:01:56	0:28	37:42	2:00:35
15	15	4	Anahi Alvarez Corral	MEX	20:14	1:27	1:05:16	0:30	33:18	2:00:44
16	16	22	Natalia Castro Santos	ESP	19:34	1:33	1:01:24	0:29	37:49	2:00:46
17	17	3	Charlotte Derbyshire	AUS	19:05	1:31	1:01:52	0:30	37:53	2:00:49
18	18	15	Zuzana Michalickova	SVK	18:50	1:40	1:02:01	0:31	37:56	2:00:56
19	19	24	Cecilia Sayuri Ramirez Alavez	MEX	19:37	1:27	1:01:25	0:29	38:30	2:01:26
20	20	10	Sophia Howell	CAN	18:37	1:31	1:02:20	0:30	38:36	2:01:32
21	21	2	Brea Roderick	NZL	18:47	1:33	1:02:07	0:26	39:32	2:02:24
22	22	26	Hannah Newman	RSA	19:10	1:31	1:01:50	0:29	39:50	2:02:48
23	23	8	Hannah Knighton	NZL	18:45	1:33	1:02:14	0:33	40:08	2:03:10
24	24	35	Tara Sosinski	AUS	18:44	1:32	1:02:14	0:31	40:21	2:03:20
25	25	29	Margareta Bicanova	SVK	19:34	1:32	1:05:50	0:35	36:41	2:04:10
26	26	30	Maira Carreau	CAN	19:08	1:32	1:01:50	0:27	41:27	2:04:22
27	27	12	Sofia Rodriguez Moreno	MEX	19:55	1:29	1:05:34	0:34	37:09	2:04:39
28	28	40	Erin McConnell	IRL	19:06	1:32	1:01:48	0:33	42:20	2:05:16
29	29	16	Costanza Arpinelli	ITA	20:12	1:29	1:05:16	0:36	38:10	2:05:41
30	30	33	Marit Van Den Berg	NED	20:26	1:31	1:04:57	0:29	38:44	2:06:05
31	31	41	Alexandra Poole	USA	20:34	1:35	1:04:51	0:31	38:52	2:06:21
32	32	39	Lydia Russell	USA	20:00	1:39	1:05:22	0:33	38:53	2:06:27
33	33	50	Mako Hiraizumi	JPN	20:29	1:33	1:04:56	0:30	39:05	2:06:31
34	34	27	Bridget Theunissen	RSA	19:53	1:36	1:05:26	0:36	39:06	2:06:35
35	35	48	Iratxe Arenal Arribas	ESP	19:37	1:28	1:05:50	0:28	39:40	2:07:01
36	36	42	Heidi Juránková	CZE	19:48	1:29	1:05:38	0:34	39:43	2:07:10
37	37	11	Jessica Ewart-Mctigue	AUS	21:19	1:32	1:04:57	0:28	39:05	2:07:19
38	38	45	Cade Wright	HKG	20:27	1:30	1:05:00	0:29	40:06	2:07:29
39	39	44	Hagar Cohen Kalif	ISR	19:13	1:33	1:06:08	0:33	40:10	2:07:35
40	40	49	Holánszky Laura	HUN	18:38	1:32	1:06:48	0:33	40:09	2:07:39
41	41	52	Gayeon Park	KOR	19:20	1:36	1:06:00	0:26	40:43	2:08:04
42	42	54	Tallulah Wright	HKG	19:42	1:28	1:05:49	0:31	40:53	2:08:21
43	43	47	Julia Kekkonen	FIN	21:29	1:30	1:06:32	0:32	39:01	2:09:02
44	44	36	Himeka Sato	JPN	19:38	1:40	1:05:40	0:39	41:47	2:09:22
45	45	46	Faith Dasso	USA	19:11	1:26	1:01:54	0:30	47:51	2:10:50
46	46	37	Hannah Howell	NZL	19:55	1:37	1:05:27	0:30	44:25	2:11:52
47	47	56	Jung Won Lee	KOR	20:13	1:27	1:05:17	0:34	45:00	2:12:29
48	48	57	Gihyeon Nam	KOR	19:45	1:40	1:05:32	0:35	48:46	2:16:16
		23	Chisato Nakajima	JPN	19:37	1:29	1:05:50	0:30	—	—
		25	Ellie Hoitink	AUS	19:54	1:27	—	—	—	—
		32	Kamille Laroeque	CAN	19:20	2:21	—	—	—	—
		53	Carina Reicht	AUT	21:21	1:31	—	—	—	—
		55	Camila Romero Taveras	DOM	21:29	1:35	—	—	—	—

2023 World Triathlon Championship Finals Pontevedra

Results by gender

U23 Women

Rank	Cat.R.	Bib	Name	Country	Swim	Transition1	Bike	Transition2	Run	Finish Time
		43	Liberty Ricca	USA 	19:06	1:43	—	—	—	—