


2023 World Triathlon Standard Age-Group Championships Pontevedra

Standard - Kategóriánkénti eredménylista













Női 18-19 évesek

Kat.h.	Rsz	Név	Nemzet.	Úszás	1. Depo	Kerékpár	2. Depo	Futás	Cél idő
1	2018	Clara Roth	USA 	33:24	5:30	1:24:54	4:01	47:25	2:55:13

2023 World Triathlon Standard Age-Group Championships Pontevedra

Standard - Kategóriánkénti eredménylista

























Férfi 18-19 évesek

Kat.h.	Rsz	Név	Nemzet.	Úszás	1. Depo	Kerékpár	2. Depo	Futás	Cél idő
1	2002	Thierry Le Cheminant	GBR 	20:36	2:47	1:03:25	2:39	38:33	2:07:57
2	2003	Eric Jäger	GER 	20:18	2:45	1:08:44	2:39	37:37	2:12:01
3	2009	Jakub Misztela	POL 	20:36	2:48	1:08:10	2:52	38:00	2:12:24
4	2014	Kye Robinson	AUS 	22:24	3:06	1:10:07	2:39	35:48	2:14:02
5	2010	Jeron Griffin	USA 	24:45	3:11	1:10:44	2:51	38:03	2:19:33
6	2012	Nathan Kaestner	USA 	20:28	3:19	1:11:55	3:08	42:33	2:21:21
7	2005	Fernando Gael Dávila Ortiz	MEX 	24:27	3:59	1:16:04	2:43	37:15	2:24:27
8	2007	Héctor González Dueñas	MEX 	20:40	3:13	1:19:37	2:55	39:06	2:25:28
9	2001	Alexis Frachet-Gout	FRA 	26:02	3:37	1:13:15	3:40	44:46	2:31:17
10	2013	Andrew Lewis	USA 	20:34	4:16	1:24:07	3:43	44:55	2:37:34
11	2008	Udayvir Singh	USA 	30:32	5:27	1:21:12	3:42	50:27	2:51:18
12	2011	Mehal Gupta	USA 	22:47	4:30	1:28:25	4:27	59:58	3:00:05

2023 World Triathlon Standard Age-Group Championships Pontevedra

Standard - Kategóriánkénti eredménylista

Nő 20-24 évesek

Kat.h.	Rsz	Név	Nemzet.	Úszás	1. Depo	Kerékpár	2. Depo	Futás	Cél idő
1	2032	Emma Payne	NZL 	24:46	3:57	1:10:08	3:54	41:30	2:24:14
2	2024	Mizuka Sugimoto	JPN 	22:28	3:12	1:13:35	2:51	45:34	2:27:39
3	2043	Gabrielle Bourgault Kennaley	CAN 	21:59	3:01	1:16:15	2:38	45:06	2:28:58
4	2036	Samantha Joray	USA 	21:27	3:59	1:16:09	3:22	44:22	2:29:17
5	2029	Paulina Rey Martin	MEX 	24:40	3:15	1:15:09	3:41	43:38	2:30:21
6	2020	Clémence Tedesco	FRA 	24:26	3:32	1:15:42	2:58	45:57	2:32:33
7	2037	Elizabeth Ordeman	USA 	26:37	3:55	1:20:28	2:58	38:56	2:32:52
8	2042	Adele Kincses	AUS 	22:34	3:16	1:20:11	3:29	43:32	2:33:00
9	2034	Jordyn Bloode	USA 	20:22	3:29	1:16:54	3:14	51:47	2:35:45
10	2035	Madeline Consuelos	USA 	24:31	3:07	1:19:30	3:21	45:37	2:36:05
11	2045	Laura Narvaez	COL 	29:32	4:03	1:13:31	4:05	45:49	2:36:58
12	2023	Elizabeth Stewart	GBR 	23:14	3:43	1:20:41	3:23	49:06	2:40:04
13	2027	Dulce Brisa Ocampo Torres	MEX 	22:38	3:07	1:26:57	3:59	45:06	2:41:44
14	2031	Andrea Hetlevik Vanebo	NOR 	23:06	4:30	1:22:31	4:23	47:43	2:42:12
15	2040	Emma Ward	USA 	26:38	4:22	1:21:17	3:22	48:55	2:44:31
16	2026	Karla Morales Glyka	MEX 	23:10	4:09	1:27:46	3:44	47:32	2:46:19
17	2028	Georgina Krystal Ortega Vera Kentzler	MEX 	29:17	4:29	1:26:09	5:14	41:45	2:46:51
18	2021	Sophia Kucan	GBR 	28:45	3:58	1:20:45	3:35	53:08	2:50:08
19	2039	Julia Shatalov	USA 	22:43	3:13	1:33:10	3:19	50:44	2:53:06
20	2033	Aida Almanza	USA 	32:26	3:45	1:23:44	4:03	50:51	2:54:48
21	2030	María Serrano Linares	MEX 	25:51	5:25	1:26:01	4:55	53:54	2:56:04
22	2038	Carissa Putt	USA 	24:38	4:08	1:27:50	4:23	1:00:04	3:01:01
23	2041	Zoe Azzopardi	AUS 	24:44	4:12	1:34:09	4:01	54:27	3:01:31
24	2025	Alondra Vianey Méndez Rodríguez	MEX 	21:31	3:34	1:23:06	5:31	1:11:15	3:04:55
24	2044	Claire Lorentz	CAN 	24:38	3:44	1:20:02	3:33	—	—

2023 World Triathlon Standard Age-Group Championships Pontevedra

Standard - Kategóriánkénti eredménylista

Férfi 20-24 évesek

Kat.h.	Rsz	Név	Nemzet.	Úszás	1. Depo	Kerékpár	2. Depo	Futás	Cél idő
1	2068	Arthur Benson	USA	21:16	3:04	1:01:41	2:46	35:53	2:04:38
2	2054	Julian Becker	GER	19:04	2:58	1:03:57	2:51	36:38	2:05:26
3	2073	Rohan Hickey	AUS	20:57	2:38	1:07:08	2:25	32:51	2:05:58
4	2070	Tommy Doubleday	USA	20:25	3:00	1:06:04	2:45	35:57	2:08:09
5	2049	Pedro De La Torre Llobregat	ESP	20:22	2:53	1:06:53	2:59	35:35	2:08:40
6	2075	Emilien Gilbert	BEL	21:11	3:01	1:07:01	2:35	35:01	2:08:47
7	2065	Quentin Fantoli	SUI	24:43	3:12	1:03:15	2:29	35:55	2:09:33
8	2060	Patrick Jakobsen	NOR	27:33	2:55	1:02:05	2:43	34:39	2:09:54
9	2062	Ryan Williams	NZL	23:19	2:55	1:05:22	2:45	35:44	2:10:04
10	2053	Luke Mason	GBR	23:35	3:25	1:06:40	2:38	34:02	2:10:19
11	2071	Stuart Gildea	USA	20:41	2:48	1:07:54	2:30	36:51	2:10:42
12	2058	Erubiel Armando Palos Mojarro	MEX	20:16	2:54	1:06:52	2:36	40:07	2:12:42
13	2061	Peik Weidemann Wieland	NOR	23:27	2:49	1:05:52	2:54	38:54	2:13:56
14	2059	José María Papaqui Huesca	MEX	24:35	3:16	1:08:36	2:25	35:40	2:14:29
15	2077	Thiago Canabrava	BRA	21:15	5:36	1:08:49	3:36	36:25	2:15:39
16	2069	Nicholas Dicklin	USA	22:07	3:13	1:08:02	3:03	40:17	2:16:40
17	2072	Zachary Williston	USA	23:10	2:39	1:08:41	2:34	39:50	2:16:51
18	2063	Michał Śniatka	POL	23:34	2:55	1:05:26	2:45	42:27	2:17:05
19	2051	Arthur Arblade	FRA	23:16	2:59	1:08:44	2:58	40:32	2:18:28
20	2052	Ben Atkins	GBR	21:10	3:24	1:10:13	2:39	42:39	2:20:04
21	2050	Carlos Martinez Fuentes	ESP	23:06	3:02	1:12:50	2:53	39:14	2:21:04
22	2081	Samuel Zuluaga	COL	27:21	4:47	1:10:24	3:03	36:59	2:22:32
23	2074	Riley Surendra-Nicholas	AUS	25:36	3:40	1:11:57	3:27	38:14	2:22:53
24	2080	Joan David Salazar Granados	COL	21:07	3:22	1:13:52	2:47	42:40	2:23:46
25	2055	Kari Steinn Kjartansson	ISL	20:19	3:09	1:12:19	3:14	45:17	2:24:16
26	2056	Ibrahim Alzaidi	KSA	25:22	3:33	1:14:14	3:19	39:05	2:25:30
27	2057	Carlos Jesús Luna Aragón	MEX	27:28	2:42	1:12:23	3:22	40:20	2:26:13
28	2079	Nathan Drouillard	CAN	23:18	3:16	1:12:37	3:45	45:21	2:28:15
29	2064	Byron Kruger	RSA	24:58	5:04	1:12:13	4:31	43:07	2:29:50
30	2076	François Lejeune	BEL	30:06	3:57	1:14:40	4:07	46:08	2:38:56
31	2066	Angus Faulkner	UAE	30:14	4:07	1:18:48	6:10	44:18	2:43:34
	2078	Jacob Bray	CAN	29:16	4:07	—	—	—	—

2023 World Triathlon Standard Age-Group Championships Pontevedra

Standard - Kategóriánkénti eredménylista

Nő 25-29 évesek

Kat.h.	Rsz	Név	Nemzet.	Úszás	1. Depo	Kerékpár	2. Depo	Futás	Cél idő
1	2113	Phoebe Kelly	AUS 	22:33	3:25	1:07:27	2:49	37:44	2:13:57
2	2087	Libby Greatorex	GBR 	22:48	3:26	1:07:59	3:13	39:26	2:16:50
3	2100	Agnieszka Gadomska	POL 	22:23	3:03	1:09:32	3:08	39:08	2:17:12
4	2101	Sandra Kopiczko	POL 	23:07	3:09	1:10:17	2:59	39:52	2:19:22
5	2115	Courtney Wevers	AUS 	24:05	2:56	1:09:26	3:02	40:42	2:20:09
6	2109	Marissa Lovell	USA 	24:18	3:07	1:11:02	3:15	39:00	2:20:41
7	2099	Hannah Judithe Eriksen	NOR 	29:04	3:26	1:07:49	2:55	38:23	2:21:35
8	2112	Liana Fitzpatrick	AUS 	23:18	3:09	1:11:36	3:11	40:35	2:21:46
9	2088	Elly Sykes	GBR 	25:47	3:47	1:09:58	3:00	40:44	2:23:12
10	2089	Hannah Wardley	GBR 	24:30	3:25	1:13:31	3:03	41:58	2:26:25
11	2107	Jenny Gormley	USA 	22:38	3:07	1:16:57	3:15	41:46	2:27:41
12	2103	Jana Van der Berg	RSA 	27:56	3:52	1:11:57	3:57	40:12	2:27:53
13	2110	Leslie Peterson	USA 	24:56	3:48	1:14:22	3:33	41:26	2:28:03
14	2090	Emily Young	GBR 	25:59	3:26	1:12:38	3:00	43:25	2:28:26
15	2094	Claudia Fernanda Arguijo Aguirre	MEX 	25:24	3:17	1:17:36	3:21	41:29	2:31:04
16	2105	Elsa Chinburg	USA 	29:42	3:27	1:13:37	3:06	42:59	2:32:50
17	2111	Karina Polanco-Jimenez	USA 	28:08	3:33	1:14:06	3:37	43:31	2:32:52
18	2102	Liske Scholtz	RSA 	25:57	3:50	1:17:31	3:38	42:12	2:33:06
19	2095	Alexa Ehrsam Aranalde	MEX 	24:10	3:33	1:20:37	3:42	41:56	2:33:56
20	2106	Olivia Christmann	USA 	28:43	3:19	1:16:22	3:16	42:25	2:34:03
21	2086	Berta Estragués Higuieruelo	ESP 	26:50	3:42	1:17:09	3:12	43:40	2:34:31
22	2104	Savannah Brannan	USA 	27:57	4:08	1:22:36	4:20	40:04	2:39:04
23	2093	Cho Ieng Lei	MAC 	25:57	3:40	1:19:46	3:35	47:10	2:40:06
24	2119	Katy Tiper	CAN 	31:35	3:59	1:18:35	4:05	42:46	2:40:58
25	2092	Anna Lawther	IRL 	26:23	3:51	1:21:23	3:25	46:51	2:41:52
26	2116	Olivia Baldassare	CAN 	28:09	3:17	1:23:33	3:15	45:06	2:43:18
27	2097	Mathilde Gutiérrez Dunet	MEX 	28:05	4:08	1:22:42	4:11	44:14	2:43:18
28	2091	Matyas Brigitta Viktoria	HUN 	31:00	3:23	1:22:19	2:57	44:10	2:43:48
29	2114	Danielle Walsh	AUS 	28:40	3:44	1:24:25	4:54	42:19	2:43:59
30	2108	Kate Hamel	USA 	28:39	3:50	1:24:10	3:12	45:26	2:45:16
31	2120	Anny Vargas	COL 	31:27	4:03	1:20:27	3:41	46:53	2:46:29
32	2096	Georgina Jacqueline Gamiño Orozco	MEX 	32:21	4:09	1:18:30	5:01	46:55	2:46:54
33	2118	Nicole Ross	CAN 	28:16	4:01	1:26:30	4:21	54:13	2:57:18
34	2117	Melanie Bouchard	CAN 	29:30	4:58	1:43:07	4:33	1:04:17	3:26:23
2098		Griecel Ortiz Segura	MEX 	28:56	5:24	—	—	—	—

2023 World Triathlon Standard Age-Group Championships Pontevedra

Standard - Kategóriánkénti eredménylista

Férfi 25-29 évesek

Kat.h.	Rsz	Név	Nemzet.	Úszás	1. Depo	Kerékpár	2. Depo	Futás	Cél idő
1	2138	Jake Watson	GBR	21:09	3:09	1:01:45	2:54	32:43	2:01:39
2	2144	Andreas Wathne	NOR	21:55	2:39	1:01:26	2:31	35:20	2:03:49
3	2127	Katgely Téó	FRA	20:00	2:44	1:03:10	2:39	35:42	2:04:13
4	2128	Lloyd Bebbington	GBR	20:45	2:52	1:02:12	2:36	36:04	2:04:27
5	2168	Ethan Johnson-Skinner	CAN	21:51	3:18	1:00:45	3:35	35:25	2:04:51
6	2147	Krzysztof Kuczyński	POL	22:26	2:49	1:01:22	2:45	36:01	2:05:21
7	2164	Dylan McMurrer	USA	20:14	3:12	1:00:53	2:45	38:45	2:05:47
8	2143	Martin Haug	NOR	23:59	3:27	58:34	3:26	36:32	2:05:56
9	2129	Jack Bristow	GBR	21:41	3:00	1:04:04	2:34	35:19	2:06:37
10	2160	Evan DeVincenzo	USA	22:19	2:34	1:03:37	2:43	36:12	2:07:23
11	2135	Harry Mayne	GBR	25:54	3:03	1:02:21	2:38	35:31	2:09:26
12	2133	Jake Keast	GBR	22:27	3:19	1:04:37	2:48	37:01	2:10:10
13	2148	Michał Światłoń	POL	21:59	2:55	1:05:22	2:47	37:19	2:10:21
14	2136	David Shepherd	GBR	23:24	3:35	1:05:40	2:34	35:32	2:10:43
15	2137	James Tipper	GBR	22:46	3:12	1:04:21	2:53	38:48	2:11:58
16	2167	Julien Vanbellaiengh	BEL	20:50	3:47	1:08:16	3:08	36:12	2:12:10
17	2130	Jack Donaghy	GBR	23:28	3:03	1:05:51	3:31	36:25	2:12:17
18	2161	Alex Gilson	USA	22:56	3:19	1:04:43	2:57	38:39	2:12:32
19	2165	Reddington Walters	USA	24:21	3:08	1:05:33	2:41	38:15	2:13:56
20	2163	Alex Lulka	USA	22:18	3:13	1:04:44	4:16	39:33	2:14:02
21	2158	Connor Clare	USA	20:47	4:05	1:07:59	3:20	38:09	2:14:17
22	2173	Tristan Stewart	CAN	24:05	2:54	1:06:36	2:53	37:56	2:14:22
23	2162	Christopher Halsey	USA	21:35	3:48	1:08:51	3:10	37:12	2:14:33
24	2169	Nicholaus Leclair	CAN	23:51	3:20	1:06:31	3:04	38:14	2:14:58
25	2152	Hamadel Nestor Ndiaye	SEN	28:21	2:58	1:06:05	2:40	35:58	2:15:59
26	2131	Conor Flanagan	GBR	24:15	3:38	1:09:38	3:10	35:34	2:16:13
27	2132	Sam Hodgson	GBR	27:44	3:24	1:06:15	2:54	36:27	2:16:43
28	2159	Harold Danks	USA	22:43	3:30	1:07:17	2:48	41:06	2:17:21
29	2172	Jonathan Rynne	CAN	24:12	3:01	1:07:12	3:07	40:03	2:17:33
30	2151	Bradley Janse van Rensburg	RSA	24:17	3:10	1:06:09	3:19	40:39	2:17:34
31	2156	Ayoub Essbai	UAE	27:21	3:40	1:09:12	2:57	36:12	2:19:21
32	2176	Edison Alejandro Posada Henao	COL	24:59	3:17	1:05:21	2:56	44:04	2:20:35
33	2174	Braeden Sykes	CAN	24:28	3:30	1:11:15	3:08	38:33	2:20:52
34	2177	Mateo Sicard	COL	24:57	4:08	1:07:45	3:47	40:41	2:21:16
35	2145	Ollie Brazier	NZL	25:32	3:15	1:11:19	2:52	38:31	2:21:28
36	2178	Julián Esteban Villate Camargo	COL	27:16	3:23	1:09:30	2:55	38:58	2:22:01
37	2149	Andrew Berry	RSA	29:17	3:19	1:06:21	3:22	40:23	2:22:39
38	2142	Ángel Emmanuel Alcaraz Castillo	MEX	25:45	3:36	1:12:18	4:14	37:40	2:23:30
39	2125	Valerio Chinaa Mirzoyan	ESP	22:57	3:06	1:13:53	3:33	40:57	2:24:25
40	2150	Stefan Combrinck	RSA	27:11	4:07	1:10:10	3:15	39:46	2:24:27
41	2166	Andrew Miano	AUS	25:03	3:19	1:11:15	3:16	42:09	2:24:59
42	2170	Noah Martin	CAN	25:18	3:21	1:09:51	3:23	43:09	2:25:00
43	2153	Jaturon Jeenjitman	THA	23:29	3:52	1:12:17	3:20	43:03	2:25:59
44	2126	Ignacio Moreira Silva	ESP	26:26	2:59	1:15:21	3:04	40:06	2:27:52
45	2139	Matthew Hall	IRL	32:16	4:35	1:07:44	3:35	43:23	2:31:31
46	2175	Miguel Angel Garzon Silva	COL	25:55	4:07	1:16:19	3:23	41:51	2:31:33
47	2171	Corey Ross	CAN	27:07	3:27	1:14:36	3:34	44:00	2:32:42
48	2154	Ahmed Al Hosani	UAE	30:47	4:42	1:10:57	3:30	42:52	2:32:46
49	2146	Jakub Kopka	POL	27:51	4:13	1:10:14	3:57	51:28	2:37:42
50	2140	Ali Almomattin	KSA	24:30	5:20	1:20:31	5:25	42:24	2:38:07
51	2141	Moataz Alsuhami	KSA	36:57	5:22	1:26:26	4:22	43:35	2:56:40
52	2157	Dale Leeuw	UAE	25:06	3:47	1:33:13	3:39	53:12	2:58:55

2023 World Triathlon Standard Age-Group Championships Pontevedra

Standard - Kategóriánkénti eredménylista

Nő 30-34 évesek

Kat.h.	Rsz	Név	Nemzet.	Úszás	1. Depo	Kerékpár	2. Depo	Futás	Cél idő
1	2201	Laura Pfeifer	NZL 	23:19	3:26	1:06:44	3:27	40:13	2:17:07
2	2186	Courtney Hyde	GBR 	23:13	3:29	1:11:31	3:14	39:18	2:20:43
3	2208	Blair Benson-D'alesandro	USA 	24:59	3:53	1:11:07	3:22	39:37	2:22:56
4	2209	Maddy Blain	USA 	24:43	3:32	1:09:53	3:23	41:38	2:23:07
5	2185	Bethan Gay	GBR 	24:38	3:26	1:13:05	2:57	39:53	2:23:56
6	2190	Francesca Ritchie	GBR 	26:59	3:47	1:12:44	3:27	40:00	2:26:54
7	2187	Kristina Kiss	GBR 	24:22	3:31	1:15:00	3:16	42:26	2:28:34
8	2195	Evelyn Mena Moreno	MEX 	30:00	3:23	1:11:44	3:16	42:30	2:30:51
9	2192	Fabiola Arámburu Iturbide	MEX 	24:14	3:30	1:14:51	3:35	44:46	2:30:54
10	2214	Amelia Kane-Hester	USA 	25:41	3:59	1:16:09	3:03	42:21	2:31:12
11	2199	Estefany Isabel Segura Vázquez	MEX 	23:03	4:06	1:18:02	3:14	42:52	2:31:14
12	2222	Lauren Kanko	CAN 	26:22	3:11	1:19:28	2:54	39:26	2:31:19
13	2182	M ^a De Las Nieves Gemio Rodríguez	ESP 	27:57	3:37	1:15:18	3:32	43:10	2:33:32
14	2218	Marianne Haines	AUS 	27:00	4:24	1:14:22	3:54	44:03	2:33:42
15	2224	Irina Metelyuk	CAN 	26:20	3:34	1:17:23	3:24	43:36	2:34:16
16	2230	Natasha Perks	GBR 	26:08	3:29	1:20:03	3:53	41:02	2:34:33
17	2215	Bethany Kwarta	USA 	27:49	4:38	1:15:46	3:34	43:24	2:35:09
18	2205	Magdalena Plóciennik	POL 	26:56	3:18	1:14:44	3:45	46:50	2:35:31
19	2211	Stephanie Bruggink	USA 	24:26	3:46	1:13:22	3:56	50:18	2:35:46
20	2203	Katarzyna Kęsikowska	POL 	26:57	3:17	1:18:04	3:28	46:13	2:37:57
21	2184	Ana Senso Regodon	ESP 	24:52	3:31	1:18:44	3:19	48:57	2:39:20
22	2194	Melisa Martínez Hernández	MEX 	24:54	3:10	1:20:42	3:09	47:38	2:39:32
23	2226	Madeline Timlin	CAN 	25:11	3:29	1:17:43	4:01	49:36	2:39:58
24	2219	Louise Patty	AUS 	25:11	3:56	1:20:29	3:36	47:03	2:40:13
25	2212	Stephanie Duda	USA 	22:59	3:48	1:22:18	3:28	47:56	2:40:27
26	2213	Christine Edmonds	USA 	27:07	3:41	1:20:43	4:10	45:29	2:41:09
27	2198	Daniela Salgado Guerrero	MEX 	26:32	3:48	1:24:56	3:38	43:09	2:42:01
28	2189	Tamara McCombe	GBR 	27:09	3:34	1:21:30	3:03	47:17	2:42:31
29	2183	Marta Muñoz Diaz	ESP 	26:34	3:45	1:22:23	3:41	46:12	2:42:33
30	2197	Gabriela Rincón Colín	MEX 	27:59	3:53	1:20:56	3:33	46:38	2:42:58
31	2204	Marta Motylewska	POL 	34:41	4:25	1:16:45	3:52	46:34	2:46:15
32	2193	Daniela Cueva Landeros	MEX 	28:45	4:24	1:26:03	3:59	43:58	2:47:07
33	2200	Tegan Harrison	NZL 	28:19	4:23	1:17:20	4:23	53:18	2:47:41
34	2196	Claudia Victoria Pérez Barba	MEX 	32:11	3:54	1:21:23	4:36	45:41	2:47:44
35	2202	Agnieszka Chudek	POL 	26:04	3:53	1:26:35	3:25	49:22	2:49:16
36	2223	Alyssa Kimber	CAN 	24:56	5:28	1:23:40	4:14	51:21	2:49:37
37	2217	Sally Gilbert	AUS 	25:35	3:59	1:27:07	4:04	49:21	2:50:03
38	2210	Meghan Brennan	USA 	31:08	6:00	1:27:56	4:10	41:22	2:50:35
39	2220	Yasmin Pieters	BEL 	31:25	3:46	1:19:20	4:07	53:18	2:51:54
40	2228	Maria Natalia Fuertes Orjuela	COL 	33:36	4:55	1:29:43	4:37	49:57	3:02:46
41	2229	Laura Merchán	COL 	30:32	5:28	1:29:44	5:06	55:59	3:06:47
42	2227	Estefania Cano	COL 	37:38	4:46	1:32:30	4:41	50:12	3:09:45
43	2207	Asma Al Janahi	UAE 	37:36	7:35	1:35:53	6:21	50:36	3:18:00
	2221	Taylor Corelli	CAN 	24:16	3:27	1:17:32	3:39	43:13	2:32:05
	2206	Olivia Skrzypezyk	POL 	29:47	4:38	1:21:25	4:15	54:05	2:54:09

2023 World Triathlon Standard Age-Group Championships Pontevedra

Standard - Kategóriánkénti eredménylista

Férfi 30-34 évesek

Kat.h.	Rsz	Név	Nemzet.	Úszás	1. Depo	Kerékpár	2. Depo	Futás	Cél idő
1	2265	Lukasz Krieger	POL 	22:00	3:10	1:01:52	2:23	36:00	2:05:23
2	2233	Martin Barreiro Gomez	ESP 	26:01	2:53	59:09	3:01	35:54	2:06:55
3	2249	Adam Clark	GBR 	21:47	3:19	1:04:14	2:31	36:20	2:08:09
4	2261	José Ricardo Vega Cebrián	MEX 	20:12	2:52	1:07:24	2:33	35:28	2:08:26
5	2260	Abraham Isaac Hernández Ángel	MEX 	21:27	2:49	1:05:33	3:02	35:52	2:08:41
6	2253	James Simmons	GBR 	20:21	3:30	1:03:13	2:40	39:10	2:08:52
7	2250	Christopher Norman	GBR 	23:00	3:20	1:03:46	2:45	36:45	2:09:34
8	2272	Aaron Belcher	USA 	23:30	3:17	1:02:16	3:04	37:52	2:09:57
9	2254	Graeme Steele	GBR 	22:58	3:10	1:03:23	2:59	37:37	2:10:06
10	2268	Peter Krizan	SLO 	21:53	3:02	1:04:31	2:52	38:23	2:10:39
11	2277	Ty Ziniel	USA 	23:11	3:20	1:03:06	3:06	38:30	2:11:10
12	2284	Alexandre Guay	CAN 	23:07	3:28	1:04:39	3:31	37:08	2:11:51
13	2241	Manuel Piñeiro Fiel	ESP 	21:55	3:30	1:08:50	3:00	34:42	2:11:56
14	2248	James Budge	GBR 	23:54	3:07	1:04:00	3:10	37:58	2:12:07
15	2246	Thomas Ballard	GBR 	23:36	2:52	1:06:20	2:31	37:12	2:12:29
16	2245	Sam Allen	GBR 	23:43	3:15	1:04:41	3:10	38:21	2:13:06
17	2275	Brett Szalapski	USA 	23:04	3:01	1:06:19	3:02	38:10	2:13:34
18	2238	Eric Garin Florez	ESP 	23:38	3:25	1:07:58	3:01	36:34	2:14:35
19	2279	Jack Ray	AUS 	24:54	3:32	1:03:58	2:57	39:24	2:14:42
20	2251	Dominic Pike	GBR 	23:09	3:37	1:06:36	3:16	38:50	2:15:26
21	2243	Kévin Emmanuel	FRA 	21:56	3:00	1:10:11	2:43	37:58	2:15:47
22	2262	James Thorstenson	NZL 	25:02	3:53	1:04:03	2:51	40:40	2:16:27
23	2236	C. Arturo Dominguez Suarez	ESP 	24:14	4:49	1:09:46	2:53	37:50	2:19:30
24	2242	Miguel Sancho Martin	ESP 	21:59	3:39	1:10:04	3:47	40:44	2:20:11
25	2240	Raul Paredes pastor	ESP 	26:15	3:50	1:08:07	3:26	38:59	2:20:35
26	2273	Robert Langer	USA 	23:46	2:57	1:10:22	2:51	41:10	2:21:04
27	2234	Jesus Carballido Mendez	ESP 	26:07	2:52	1:09:06	3:21	41:22	2:22:46
28	2276	Zachary Williams	USA 	27:13	3:47	1:08:52	4:05	39:03	2:22:58
29	2270	Nathan Conradie	UAE 	24:18	3:32	1:12:03	3:11	40:03	2:23:04
30	2283	Brendan Cade	CAN 	26:05	3:09	1:09:47	2:56	41:28	2:23:23
31	2282	Gabriel Brousseau Demers	CAN 	26:46	4:00	1:08:33	4:09	40:23	2:23:49
32	2274	Matthew Olivas	USA 	21:29	4:13	1:15:31	3:31	39:31	2:24:14
33	2286	Andrés David Sánchez Vega	COL 	23:52	3:19	1:14:13	3:30	42:08	2:27:01
34	2257	Hordur Ragnarsson	ISL 	30:57	3:41	1:09:54	2:59	40:53	2:28:21
35	2267	Michał Zacharjasiewicz	POL 	26:03	3:44	1:11:32	3:30	44:20	2:29:08
36	2264	Jan Kilański	POL 	30:06	3:12	1:12:01	2:57	41:13	2:29:27
37	2278	Ryan Hedley	AUS 	20:15	3:43	1:16:53	3:11	46:27	2:30:27
38	2266	Bartłomiej Moder	POL 	27:12	3:41	1:15:11	3:30	41:33	2:31:04
39	2244	Mathieu Pellegrino	FRA 	24:16	4:33	1:13:14	4:30	45:36	2:32:07
40	2281	Eduardo Ribeiro Resende	BRA 	25:50	4:01	1:14:29	4:05	44:54	2:33:17
41	2280	Wouter Verbruggen	BEL 	25:15	5:05	1:10:34	4:48	53:06	2:38:46
42	2237	Hugo Doval Barreiro	ESP 	35:53	4:26	1:14:26	5:47	46:43	2:47:13
43	2271	Barthelemy Thirion	UAE 	24:55	4:09	1:27:24	3:44	50:50	2:51:00
44	2285	Camilo Camacho	COL 	29:30	3:42	1:24:03	3:59	1:07:16	3:08:29
45	2239	Luis Heredia Juesas	ESP 	34:14	5:59	1:31:17	5:13	59:44	3:16:25
46	2259	Abdulla Alshahri	KSA 	45:29	6:50	1:37:32	6:14	47:35	3:23:38
47	2269	Sarawut Leepromrat	THA 	36:42	6:57	1:48:25	9:31	1:26:52	4:08:25
2256		Sean Redmond	IRL 	28:51	4:08	—	—	—	—

2023 World Triathlon Standard Age-Group Championships Pontevedra

Standard - Kategóriánkénti eredménylista

Nő 35-39 évesek

Kat.h.	Rsz	Név	Nemzet.	Úszás	1. Depo	Kerékpár	2. Depo	Futás	Cél idő
1	3229	Vanessa Nagel	USA	24:35	3:39	1:05:44	3:14	42:59	2:20:09
2	3223	Mary Bowman	USA	21:47	4:04	1:10:14	3:19	43:38	2:23:01
3	3199	Selina Clifford	GBR	24:05	3:43	1:09:28	3:45	44:21	2:25:20
4	3232	Maggie Scardapane	USA	22:29	3:25	1:16:29	2:51	40:12	2:25:24
5	3228	Christine Morrison	USA	28:40	3:27	1:07:29	3:13	43:08	2:25:56
6	3225	Kristen Burrall	USA	24:02	3:56	1:11:42	3:11	43:14	2:26:03
7	3226	Amanda Hoffer	USA	23:28	3:55	1:10:48	3:19	45:04	2:26:31
8	3230	Lisa Nolte	USA	24:12	3:42	1:12:39	3:21	42:49	2:26:41
9	3200	Joanna Connelly	GBR	23:28	3:37	1:14:10	3:08	43:48	2:28:09
10	3209	Najla Aljeraiwi	KUW	23:57	3:58	1:12:07	3:28	45:03	2:28:30
11	3222	Ruth Beucker	USA	22:24	3:57	1:16:42	3:11	42:31	2:28:43
12	3202	Kate Frost	GBR	22:02	3:29	1:14:59	3:24	45:00	2:28:52
13	3238	Viviane Landry	CAN	26:30	4:01	1:14:42	3:32	43:29	2:32:12
14	3216	Carolina Silva	POR	20:16	3:25	1:16:09	3:03	49:31	2:32:22
15	3221	Petra Bakosova	USA	26:09	3:33	1:15:27	3:30	43:58	2:32:35
16	3217	Pornchanok Jumroenkhetpratheep	THA	24:28	4:03	1:16:31	3:27	45:30	2:33:57
17	3233	Megen Schlesinger	USA	23:18	4:44	1:16:53	3:32	47:58	2:36:22
18	3224	Lauren Bunch	USA	25:23	4:45	1:17:14	3:28	45:57	2:36:46
19	3239	Bronwyn Russel	CAN	27:23	3:08	1:18:42	2:55	45:11	2:37:18
20	3234	Jennifer Schnell	USA	24:00	4:52	1:14:07	4:27	50:07	2:37:32
21	2123	Cheryl Willberg	CAN	30:18	3:21	1:13:40	3:36	47:02	2:37:55
22	3214	Wioleta Jarocka	POL	28:04	2:57	1:16:52	2:57	47:15	2:38:03
23	3236	Dominique Charron	CAN	22:21	4:10	1:21:04	3:45	46:55	2:38:13
24	3237	Paulette Dalton	CAN	27:19	3:53	1:17:40	4:11	46:19	2:39:21
25	3227	Lisa Luttenegger	USA	24:08	4:46	1:12:08	4:50	53:44	2:39:33
26	3208	Bernadette Carton	IRL	28:49	4:29	1:18:19	3:36	46:50	2:42:00
27	3235	Amber Silver	USA	29:14	4:06	1:18:16	3:53	47:08	2:42:34
28	3231	Nicole Oschmann	USA	30:17	4:42	1:16:37	3:38	49:14	2:44:26
29	3243	Silvana Gomez duque	COL	30:30	4:36	1:20:57	4:16	46:28	2:46:46
30	3215	Teresa Almeida	POR	31:18	4:40	1:17:42	4:02	49:55	2:47:36
31	3213	Claudia Marcela Yacuta Barragán	MEX	28:05	4:39	1:24:36	3:56	46:38	2:47:51
32	3220	Zelmare Viljoen	UAE	26:40	4:45	1:22:45	4:17	51:03	2:49:29
33	3203	Rachel Hamilton-Cruise	GBR	27:34	4:16	1:18:09	4:27	56:03	2:50:27
34	3206	Alice Mackie	GBR	32:09	3:45	1:23:02	3:33	48:15	2:50:42
35	3210	Mónica Elizabeth Cisneros Jiménez	MEX	33:59	4:26	1:22:17	4:00	48:47	2:53:27
36	3212	Martha Carolina Tello Barba	MEX	32:14	4:26	1:24:18	3:55	48:58	2:53:49
37	3211	Flor De María Hernández Rodríguez	MEX	27:02	5:31	1:28:25	4:08	48:47	2:53:50
38	3245	Johanna Márquez	COL	38:17	3:40	1:22:06	3:48	47:33	2:55:22
39	3240	Irina Shtepa	CAN	31:18	3:27	1:26:33	3:38	52:44	2:57:37
40	3242	Alejandra Burgos Herrera	COL	32:59	4:52	1:24:39	4:24	51:36	2:58:28
41	3246	Diana Lizeth Vergara Villada	COL	34:50	4:38	1:26:49	5:15	47:59	2:59:30
42	3244	Daniela Hoyos	COL	32:29	5:01	1:23:23	4:45	54:46	3:00:21
43	3219	Nicole Iman	UAE	32:08	4:48	1:29:59	4:36	59:59	3:11:29
3204		Lydia Fenny	GBR 	27:21	4:02	—	—	—	—

2023 World Triathlon Standard Age-Group Championships Pontevedra

Standard - Kategóriánkénti eredménylista











Férfi 35-39 évesek

Kat.h.	Rsz	Név	Nemzet.	Úszás	1. Depo	Kerékpár	2. Depo	Futás	Cél idő
1	3273	Edward Castro	GBR	18:33	2:48	1:00:13	2:36	36:52	2:01:00
2	3312	Andrey Sharipov	UZB	20:19	2:47	1:01:44	2:53	36:25	2:04:07
3	3282	Abdulrahman Alghamdi	KSA	26:29	2:27	1:00:33	2:29	33:15	2:05:12
4	3296	Jurgen Leo Foley	SUI	22:19	3:03	1:01:46	2:36	36:19	2:06:00
5	3309	Brek Minarik	USA	23:01	2:36	1:03:41	2:30	34:28	2:06:14
6	3283	Rayan Alkhuwaiter	KSA	24:13	3:11	59:29	2:39	37:02	2:06:33
7	3274	Craig Dale	GBR	20:46	2:57	1:02:03	2:38	38:27	2:06:49
8	3308	Audie McRae	USA	19:35	3:08	1:04:48	3:18	36:15	2:07:02
9	3256	Jacobo De Prado Rodríguez	ESP	21:23	3:11	1:02:56	3:17	39:14	2:09:59
10	3301	Henry Bowe	USA	21:24	4:36	1:02:10	3:44	38:46	2:10:38
11	3264	Eduardo Alberto Saavedra Lagares	ESP	21:55	3:20	1:05:37	2:49	37:29	2:11:09
12	3276	Robert George Wakefield	GBR	21:58	3:22	1:05:35	3:00	38:13	2:12:07
13	3306	Dave LeVeque	USA	21:27	2:40	1:07:49	2:24	37:51	2:12:09
14	3311	Joshua Schaidle	USA	22:24	3:14	1:04:51	3:03	39:35	2:13:06
15	3316	Bennett Rive	CAN	26:34	3:20	1:01:29	2:41	39:26	2:13:29
16	3291	Israel Solórzano Reyes	MEX	22:23	3:05	1:06:28	2:51	39:40	2:14:24
17	3318	German Alonso Carranza Quiceno	COL	22:02	3:04	1:06:47	2:55	39:41	2:14:28
18	3267	Diego Trigo castedo	ESP	22:02	2:55	1:06:20	2:57	40:19	2:14:31
19	3290	Juan Carlos Rico Celis	MEX	23:41	3:18	1:07:38	3:27	37:22	2:15:24
20	3304	Zac Kieffer	USA	25:37	3:43	1:04:26	3:16	38:24	2:15:26
21	3299	Gilles Ghossoub	UAE	26:06	3:19	1:02:52	3:36	39:51	2:15:43
22	3303	Jordan Hall	USA	23:42	3:22	1:05:30	3:20	40:10	2:16:02
23	3293	Paul Preston	NZL	22:59	3:11	1:06:19	2:51	41:27	2:16:44
24	3313	Ryan Duff	AUS	24:24	3:12	1:07:23	3:15	39:00	2:17:11
25	3263	Daniel Rodriguez Garcia	ESP	26:10	3:13	1:05:50	3:38	38:25	2:17:15
26	3270	Timothy Bagguley	GBR	22:19	3:15	1:05:35	3:01	43:34	2:17:41
27	3275	Anthony Pontifex	GBR	21:32	3:48	1:09:54	3:05	39:36	2:17:54
28	3250	Gabriel Alarcon Sabaris	ESP	22:34	3:06	1:07:16	3:09	41:51	2:17:55
29	3289	Héctor David Quezada de las Heras	MEX	26:02	3:28	1:08:39	2:46	37:47	2:18:40
30	3292	Jesús Villanueva Noriega	MEX	25:53	3:07	1:07:28	2:56	39:35	2:18:57
31	3272	Agris Brivmanis	GBR	26:07	3:16	1:06:02	3:25	40:16	2:19:04
32	3315	Patrick Labossiere	CAN	25:05	3:00	1:08:09	2:40	40:16	2:19:08
33	3305	William Krebs	USA	22:42	3:14	1:10:30	2:48	40:13	2:19:26
34	3261	José Luis López de ignacio	ESP	26:18	3:09	1:07:50	3:29	38:45	2:19:29
35	3285	Hiram Kazim Cárdenas Zavala	MEX	23:44	3:11	1:12:48	2:53	39:36	2:22:09
36	3265	Francisco Sanchez Perez	ESP	22:18	3:38	1:10:38	3:01	42:52	2:22:25
37	3281	Abdullah Aldeyabi	KSA	22:13	6:06	1:06:41	3:22	44:29	2:22:49
38	3255	Roi Cuba Dorado	ESP	23:47	2:57	1:07:30	3:09	46:00	2:23:22
39	3319	Yonattan Florez L	COL	26:43	3:41	1:10:51	3:04	39:23	2:23:40
40	3307	Brent Levin	USA	22:41	3:22	1:11:29	3:37	44:12	2:25:19
41	3298	Abdulla Al Lqeti	UAE	25:24	3:59	1:11:47	3:56	40:44	2:25:49
42	3294	Jarosław Kamiński	POL	26:52	3:02	1:11:36	3:11	41:43	2:26:21
43	3271	Jonathan Biddle	GBR	34:04	3:26	1:09:11	3:50	37:07	2:27:37
44	3253	Marcos Codesal Jul	ESP	28:01	3:49	1:13:13	3:38	40:29	2:29:08
45	3300	Taylor Ames	USA	23:49	3:26	1:17:59	3:29	40:30	2:29:10
46	3262	Alejandro Rodriguez Fraguela	ESP	24:29	4:01	1:15:22	3:46	42:11	2:29:46
47	3286	Gustavo Ricardo Hernández Márquez	MEX	28:00	3:35	1:16:51	3:34	39:44	2:31:43
48	3302	Patrick Faurer	USA	24:26	3:51	1:15:44	3:58	44:21	2:32:18
49	3258	Javier Domenech Salas	ESP	25:19	4:10	1:13:02	3:32	47:03	2:33:04
50	3254	Javier Cuadrado López	ESP	29:36	4:13	1:15:41	3:29	42:04	2:35:02
51	3320	Diego Fernando Urrea Díaz	COL	30:49	4:57	1:13:25	3:29	44:23	2:37:00
52	3287	Juan Octavio Moreno Mateos	MEX	29:56	3:57	1:15:40	4:14	43:34	2:37:19
53	3277	Tomas Magnus Thorhallsson	ISL	26:21	5:01	1:15:34	3:43	46:52	2:37:29

2023 World Triathlon Standard Age-Group Championships Pontevedra

Standard - Kategóriánkénti eredménylista

Férfi 35-39 évesek

Kat.h.	Rsz	Név	Nemzet.	Úszás	1. Depo	Kerékpár	2. Depo	Futás	Cél idő
54	3297	Abdulahman Al Hosani	UAE 	29:17	4:21	1:16:53	3:58	43:07	2:37:35
55	3268	Ivan Vazquez Garcia	ESP 	27:11	3:49	1:14:57	5:13	49:32	2:40:41
56	3259	Jesus Freire Cobelo	ESP 	30:41	4:32	1:20:06	4:05	43:01	2:42:22
57	3314	Hudson Oswaldo Da Silva	BRA 	30:06	4:43	1:15:53	4:05	47:42	2:42:27
58	3295	Pedro Magalhães	POR 	29:06	4:42	1:20:31	4:17	49:07	2:47:41
59	3269	Jean-Charles Pepin	FRA 	35:29	4:52	1:17:02	3:36	48:01	2:48:58
60	3266	Hugo Taracido Loureiro	ESP 	37:01	4:35	1:21:44	3:43	52:53	2:59:54
61	3317	Carlos Acosta	COL 	35:16	4:25	1:29:08	-	-	3:01:37
62	3280	Sultan Ajezani	KSA 	30:19	6:02	1:25:58	7:26	1:10:46	3:20:30
	3278	Andrea Rondilone	ITA 	3:50	3:45	1:10:14	3:14	42:59	2:04:01

2023 World Triathlon Standard Age-Group Championships Pontevedra

Standard - Kategóriánkénti eredménylista

Nő 40-44 évesek

Kat.h.	Rsz	Név	Nemzet.	Úszás	1. Depo	Kerékpár	2. Depo	Futás	Cél idő
1	3078	Deirdre Casey	IRL	21:45	2:55	1:06:45	2:54	42:08	2:16:25
2	3098	Tiffany Kari Cizmas	USA	27:22	3:38	1:10:34	2:57	40:10	2:24:39
3	3102	Beth Rudge	USA	27:37	3:36	1:09:04	3:14	43:29	2:26:58
4	3076	Anel Meyer	GBR	23:32	3:23	1:11:15	3:03	46:31	2:27:41
5	3084	Ana Paula Guerrero Hernández	MEX	27:34	3:14	1:12:13	3:30	41:54	2:28:24
6	3104	Megan Severa	USA	23:07	3:49	1:14:29	3:20	45:28	2:30:11
7	3101	Lauri Marsh	USA	25:06	4:09	1:11:06	3:45	47:01	2:31:05
8	3070	Blanca Sanroma Dalmau	ESP	25:37	3:46	1:15:05	3:26	45:25	2:33:16
9	3099	Cristina Lambert	USA	23:38	3:57	1:19:27	3:34	43:48	2:34:22
10	3091	Andrea Dobišová	SVK	27:51	3:39	1:11:55	3:28	48:26	2:35:18
11	3074	Liz Fraser	GBR	28:08	3:25	1:14:16	3:30	46:30	2:35:47
12	3079	Elaine Lally	IRL	24:06	3:44	1:16:41	3:18	49:10	2:36:57
13	3106	Marie Brasseur	BEL	28:41	5:09	1:12:31	3:24	47:34	2:37:18
14	3108	Julie Daviau	CAN	27:27	4:16	1:14:33	3:53	47:40	2:37:48
15	3071	Vanesa Villar Dieguez	ESP	27:33	3:37	1:18:21	3:24	45:40	2:38:33
16	3085	Liz Aydee Martínez Loza	MEX	27:14	4:13	1:18:54	3:52	45:37	2:39:48
17	3096	Alice Boyce	USA	25:36	3:26	1:14:15	3:40	53:58	2:40:52
18	3077	Melissa Mitchell	GBR	28:41	3:35	1:18:14	3:15	47:29	2:41:13
19	3081	Elisabet Ingunn Einarsdottir	ISL	27:34	3:46	1:18:53	3:34	48:23	2:42:08
20	3097	Elisabeth Hesse	USA	24:05	3:49	1:21:21	3:44	49:59	2:42:56
21	3088	Lynda Zirdok Betech	MEX	25:33	4:53	1:22:07	4:11	46:18	2:43:00
22	3107	Paula Anderson	CAN	29:41	4:16	1:16:14	3:56	51:11	2:45:16
23	3111	Madalyn Marcus	CAN	28:34	4:13	1:23:10	4:16	45:16	2:45:27
24	3075	Charlie Lewington-Loades	GBR	26:50	4:02	1:19:54	3:42	52:10	2:46:36
25	3087	Saira Ivonne Perales Ramírez	MEX	31:01	4:04	1:21:02	3:59	46:56	2:47:01
26	3092	Dominika Fustos	UAE	24:23	5:18	1:23:43	3:54	49:56	2:47:12
27	3069	Vanessa Huesa Moreno	ESP	25:40	3:33	1:24:51	3:16	51:01	2:48:18
28	3114	Carolina Garcia	COL	28:19	4:09	1:25:51	4:11	46:07	2:48:36
29	3072	Isobel Fergusson	GBR	29:16	3:51	1:21:17	3:36	51:51	2:49:48
30	3105	Nicola Fotheringham	AUS	26:59	4:46	1:25:52	3:50	49:33	2:50:57
31	3080	Eleanor Walsh	IRL	34:48	3:55	1:20:56	3:33	47:51	2:51:01
32	3068	Noemí Fariña Sousa	ESP	30:13	3:38	1:23:59	3:41	49:42	2:51:12
33	3109	Jody Deane	CAN	28:57	4:08	1:25:43	3:52	53:03	2:55:43
34	3083	Mónica Elena Del Villar Gómez	MEX	31:57	5:29	1:25:59	4:24	50:28	2:58:15
35	3089	Mitzi Taylor	NZL	28:15	4:59	1:27:47	4:20	54:44	3:00:03
36	3086	Fátima Gabriela Montes Padilla	MEX	32:15	4:05	1:29:06	4:13	51:32	3:01:08
37	3082	Dinorah Bernaldez Inzunza	MEX	34:46	4:37	1:26:16	4:18	54:11	3:04:05
38	3110	Leah Laxdal	CAN	32:15	4:09	1:27:31	5:13	57:00	3:06:05
39	3095	Milena Mitic	UAE	27:45	4:52	1:38:35	4:34	53:29	3:09:13
40	3112	Catherine Avellaneda Rojas	COL	36:36	4:12	1:26:58	4:05	1:00:26	3:12:16
41	3113	Alexandra Gallego	COL	36:59	5:00	1:35:30	4:59	58:48	3:21:14
42	3093	Nuha Luqman	UAE	45:18	6:04	2:03:35	9:26	19:26	3:23:48
	3090	Emilia Domańska	POL	29:18	3:50	1:20:35	3:39	50:01	2:47:21

2023 World Triathlon Standard Age-Group Championships Pontevedra

Standard - Kategóriánkénti eredménylista














Férfi 40-44 évesek

Kat.h.	Rsz	Név	Nemzet.	Úszás	1. Depo	Kerékpár	2. Depo	Futás	Cél idő
1	3143	Matthew Stratford	GBR	20:48	3:03	1:01:08	2:43	35:30	2:03:10
2	3148	Hendrik Becker	GER	21:27	2:53	1:00:44	2:31	36:21	2:03:54
3	3141	Chris Stanton	GBR	21:15	2:37	1:01:08	2:29	38:24	2:05:51
4	3158	Brad McNamara	NZL	24:36	2:48	1:01:08	3:04	38:37	2:10:12
5	3171	Jamie Edmunds	UAE	22:32	3:08	1:03:26	3:20	38:28	2:10:51
6	3119	Gonzalo Fernández Otero	ESP	23:45	3:22	1:03:44	2:56	37:17	2:11:03
7	3182	Ben Taylor	AUS	21:29	3:18	1:05:58	2:50	37:55	2:11:29
8	3187	Evert Lamb	CAN	21:49	3:14	1:03:39	2:56	39:54	2:11:31
9	3157	Robin Harris	NZL	21:25	3:32	1:05:19	2:59	38:25	2:11:38
10	3131	Sergio Santos Lois	ESP	27:08	3:12	1:01:10	3:24	37:08	2:11:59
11	3134	Oliver Caldwell	GBR	20:14	3:00	1:05:31	3:02	40:30	2:12:15
12	3145	Mark Weathersby	GBR	24:58	3:11	1:03:17	2:48	38:20	2:12:32
13	3138	Kenny Morrice	GBR	24:53	3:12	1:05:17	2:54	37:07	2:13:22
14	3140	Luke Reed	GBR	23:54	3:00	1:06:33	2:40	37:43	2:13:49
15	3149	John paul Vereker	IRL	25:44	3:01	1:04:43	2:48	37:47	2:14:02
16	3124	Carlos Juanatey garcia	ESP	25:48	2:50	1:07:17	2:56	35:31	2:14:20
17	3155	Rodrigo Gómez Cuentas	MEX	21:19	3:03	1:06:39	2:56	41:30	2:15:25
18	3159	Christopher Thomson	NZL	24:33	3:14	1:04:51	3:09	39:48	2:15:33
19	3179	Andrew Rayner	USA	23:09	3:21	1:06:42	3:02	39:26	2:15:39
20	3178	Lawrence Herold	USA	24:36	3:07	1:05:38	2:44	39:49	2:15:53
21	3175	Daniel Callahan	USA	23:19	3:45	1:05:34	3:07	40:20	2:16:03
22	3121	Francisco Jose Guillan Pazos	ESP	22:56	3:20	1:04:29	2:53	42:27	2:16:03
23	3130	Jose Angel Rodriguez Pouso	ESP	23:50	3:51	1:06:39	3:01	38:45	2:16:04
24	3161	Piotr Różalski	POL	23:24	3:19	1:07:20	3:04	39:39	2:16:43
25	3123	Gonzalo Jimenez Martin	ESP	24:24	3:18	1:07:18	2:48	39:27	2:17:13
26	3176	Greg Chaganos	USA	24:02	3:54	1:07:44	3:10	38:25	2:17:13
27	3128	Luis Rilo Gonzalez Valles	ESP	23:29	3:20	1:10:06	2:56	38:56	2:18:46
28	3142	Andrew Stokes	GBR	23:11	3:19	1:08:48	3:15	40:13	2:18:46
29	3186	Richard Boudrias	CAN	26:09	4:03	1:04:07	3:11	41:35	2:19:04
30	3144	Andrew Ward	GBR	27:11	3:25	1:05:02	3:13	40:52	2:19:42
31	3188	Blaine Woodcock	CAN	21:13	3:24	1:07:00	3:17	45:03	2:19:56
32	3127	Luis Manuel Quintela Rivas	ESP	25:22	3:12	1:08:01	2:57	40:37	2:20:07
33	3132	Pablo Santos Nuñez	ESP	24:29	3:44	1:10:25	3:25	38:21	2:20:21
34	3135	Andy Coole	GBR	26:15	3:40	1:05:48	2:53	42:03	2:20:36
35	3164	Ruan Strydom	RSA	24:47	4:00	1:06:56	3:11	42:41	2:21:34
36	3160	Rafał Kwiatkowski	POL	25:18	3:22	1:09:17	3:23	40:32	2:21:50
37	3189	John Mauricio Goyes Vallejos	COL	22:55	3:52	1:11:23	3:21	40:28	2:21:57
38	3181	Cameron Bloomfield	AUS	25:36	3:29	1:06:52	3:34	42:54	2:22:24
39	3185	Wim Ponsaert	BEL	23:02	3:49	1:10:49	3:23	41:26	2:22:27
40	3118	Hugo Duran Alvarez	ESP	27:07	4:10	1:06:35	3:11	41:26	2:22:27
41	3139	James Presley	GBR	27:32	3:19	1:09:21	3:38	39:37	2:23:24
42	3136	Nick Holman	GBR	25:55	3:37	1:07:15	3:20	44:07	2:24:12
43	3137	Graham Hunt	GBR	24:51	3:28	1:10:26	3:07	42:30	2:24:21
44	3147	Mark Woo	GBR	28:38	3:34	1:06:38	3:22	42:25	2:24:36
45	3184	Jurgen Buyens	BEL	27:15	4:09	1:09:02	3:17	41:29	2:25:10
46	3168	Mathieu Al Kharfan	UAE	22:44	3:40	1:10:18	3:58	44:37	2:25:15
47	3156	Carlos Alejandro González Martínez Olivares	MEX	27:42	3:04	1:09:33	3:03	42:04	2:25:25
48	3162	Paweł Rutkowski	POL	27:45	4:10	1:06:50	3:20	43:30	2:25:32
49	3163	Robin Matthews	RSA	25:25	4:19	1:07:24	4:17	45:41	2:27:05
50	3166	Mohammed Aifan	UAE	27:03	4:03	1:11:23	3:41	41:19	2:27:26
51	3180	Scott Suurmeyer	USA	23:06	4:20	1:15:06	3:38	42:30	2:28:38
52	3153	Ismail Jorio	MAR	31:07	4:14	1:07:51	4:00	42:45	2:29:56
53	3183	Shaun Webster	AUS	25:37	3:47	1:09:24	3:48	47:47	2:30:22

2023 World Triathlon Standard Age-Group Championships Pontevedra

Standard - Kategóriánkénti eredménylista

Férfi 40-44 évesek

Kat.h.	Rsz	Név	Nemzet.	Úszás	1. Depo	Kerékpár	2. Depo	Futás	Cél idő
54	3165	Gavin Thorne	RSA 	24:46	4:30	1:17:36	3:48	44:11	2:34:48
55	3173	Michael Le Bihan	UAE 	25:32	4:31	1:11:24	4:25	49:15	2:35:05
56	3190	Willian David Tibavija Merchan	COL 	28:06	4:29	1:17:44	3:02	43:47	2:37:05
57	3120	Jose Alberto Fumadó Balboa	ESP 	31:01	4:38	1:17:11	3:23	40:55	2:37:06
58	3154	David De los Santos Ortega	MEX 	42:08	3:59	1:09:12	3:39	39:17	2:38:14
59	3191	Jhon Flavio Vásquez Rodríguez	COL 	29:36	5:24	1:11:49	4:28	47:31	2:38:47
60	3122	Juan Carlos Iglesias Sangiao	ESP 	28:43	5:03	1:14:27	3:50	49:58	2:42:00
61	3174	Ahmed Marey	UAE 	31:21	4:10	1:15:02	4:27	50:21	2:45:19
62	3133	Gilles Giordanengo	FRA 	38:09	6:05	1:13:20	3:48	46:50	2:48:11
63	3169	Sameh Al Qubaisi	UAE 	41:00	4:34	1:11:54	4:26	52:28	2:54:21
64	3172	Bilal Khreiby	UAE 	42:28	4:14	1:16:55	3:39	48:20	2:55:35
65	3151	Shintaro Oda	JPN 	37:32	6:48	1:34:39	4:36	1:07:52	3:31:25
	3129	David Rodriguez Lopez	ESP 	20:17	3:10	1:08:00	3:38	—	—

2023 World Triathlon Standard Age-Group Championships Pontevedra

Standard - Kategóriánkénti eredménylista

Nő 45-49 évesek

Kat.h.	Rsz	Név	Nemzet.	Úszás	1. Depo	Kerékpár	2. Depo	Futás	Cél idő
1	2928	Philippa Fancourt	GBR	25:53	3:39	1:08:44	3:26	44:14	2:25:54
2	2930	Gwen Kinsey	GBR	22:49	3:13	1:11:28	3:22	45:06	2:25:55
3	2955	Jessica Holmes	USA	23:20	3:20	1:09:46	3:11	47:35	2:27:10
4	2921	Pilar Raro Garnes	ESP	24:46	3:57	1:12:56	3:02	43:27	2:28:06
5	2947	Ewa Urbańska	POL	28:20	3:25	1:07:40	3:17	45:33	2:28:13
6	2961	Kara Rubinich	USA	28:01	4:23	1:13:47	3:24	40:24	2:29:57
7	2971	Tamsin Bowden	GBR	29:59	3:32	1:11:31	3:10	42:01	2:30:11
8	2960	Marisa Rastetter	USA	25:52	3:31	1:12:50	3:27	45:03	2:30:41
9	2931	Rebecca Lewis	GBR	26:00	3:48	1:11:54	2:58	46:07	2:30:45
10	2957	Jas Lee	USA	28:21	3:52	1:09:36	3:23	45:41	2:30:50
11	2953	Toni Brenzikofer	USA	28:15	4:35	1:13:04	4:02	43:44	2:33:38
12	2952	Jacqui Barber	USA	21:06	5:28	1:15:34	4:09	47:53	2:34:09
13	2959	Kateryna Moisyeyeva	USA	28:09	3:48	1:14:34	3:44	44:40	2:34:53
14	2948	Joanna Zmich-Fórmaniak	POL	28:11	3:27	1:12:59	3:26	48:08	2:36:09
15	2938	Claire Diethe	IRL	26:07	3:49	1:18:50	3:27	44:33	2:36:45
16	2964	Robin Zehnder Muskopf	USA	26:16	3:40	1:17:15	3:20	46:58	2:37:28
17	2932	Clare McCulloch	GBR	29:34	3:58	1:16:54	3:33	43:46	2:37:42
18	2967	Catherine Bertrand	CAN	27:08	3:11	1:18:21	3:14	46:03	2:37:54
19	2933	Donna Riddler	GBR	29:30	3:46	1:17:55	3:45	43:10	2:38:04
20	2935	Niki Whitaker	GBR	26:31	4:10	1:19:39	2:57	45:02	2:38:18
21	2949	Alberta Pereira	POR	28:13	4:07	1:13:31	3:32	49:30	2:38:52
22	2942	Giovana Andrea Ortíz Solís	MEX	25:38	3:37	1:18:23	3:27	48:30	2:39:33
23	2929	Helen Ilsley	GBR	29:38	3:37	1:16:59	3:21	46:51	2:40:25
24	2962	Jennifer Stewart	USA	29:09	4:16	1:16:23	4:02	46:40	2:40:28
25	2934	Linda Roberts	GBR	28:02	4:09	1:16:34	3:50	48:16	2:40:49
26	2922	Marta Redondo Vicente	ESP	29:20	3:10	1:22:40	2:51	45:12	2:43:12
27	2956	Hallie Labrador	USA	29:09	4:14	1:16:26	4:23	49:39	2:43:50
28	2924	Audrey Herrbach	FRA	30:15	4:47	1:19:21	4:30	46:34	2:45:25
29	2958	Mary Beth Lee	USA	27:51	3:54	1:17:17	5:04	51:55	2:45:59
30	2943	Anette Brurås	NOR	26:51	4:01	1:19:55	4:01	51:58	2:46:43
31	2937	Ciara Bowe	IRL	32:31	4:34	1:22:16	4:26	48:42	2:52:27
32	2940	Atenea De Alba Petrides	MEX	32:48	4:23	1:24:57	3:59	47:26	2:53:30
33	2939	Ileana Paola Ballesteros Zavala	MEX	31:57	4:55	1:21:34	4:10	51:13	2:53:47
34	2941	Ana Paula Ibarra Aguiar	MEX	29:32	5:12	1:22:08	5:39	51:30	2:53:59
35	2951	Maria Hurter	UAE	29:38	4:35	1:21:52	3:51	55:42	2:55:35
36	2969	Stephanie Johnson-Obaseki	CAN	29:15	4:28	1:23:52	4:25	53:59	2:55:57
37	2944	Hanne Engen	NOR	33:17	4:41	1:23:05	3:48	52:19	2:57:08
38	2968	Annick Brault	CAN	34:24	3:54	1:23:26	4:13	52:44	2:58:39
39	2927	Claire Cruse	GBR	36:56	4:50	1:17:28	6:41	56:39	3:02:32
40	2946	Aleksandra Rózalska	POL	34:22	4:29	1:30:25	4:07	51:15	3:04:37
41	2920	Isabel Maria Fernandez Lopez	ESP	29:02	5:10	1:34:08	4:14	53:40	3:06:13
42	2950	Anorma Cook	THA	39:24	5:44	1:29:02	6:16	51:22	3:11:47
43	2966	Cassandra McNamara	AUS	34:33	4:44	1:24:14	5:34	1:04:43	3:13:46
44	2970	Lina Maria Gonzalez Ospina	COL	41:28	5:48	1:27:01	5:28	54:55	3:14:39
45	2954	Victoria Brumfield	USA	36:29	5:09	1:33:34	5:13	1:02:40	3:23:03
46	2925	Caroline Lassagne	FRA	41:22	6:07	1:32:31	6:59	1:13:08	3:40:05

2023 World Triathlon Standard Age-Group Championships Pontevedra

Standard - Kategóriánkénti eredménylista

Férfi 45-49 évesek

Kat.h.	Rsz	Név	Nemzet.	Úszás	1. Depo	Kerékpár	2. Depo	Futás	Cél idő
1	2997	Donald Brooks	GBR	20:10	2:38	58:41	2:25	36:18	2:00:10
2	2991	Stephane Boissenin	FRA	22:18	3:06	1:00:05	2:49	37:12	2:05:29
3	3060	Claus Crone	DEN	22:16	3:10	59:12	2:59	39:02	2:06:38
4	3013	Patrick Tierney	IRL	21:56	2:57	1:01:12	2:41	38:24	2:07:09
5	2981	Jaime Menendez De Luearca Zumalacarregui	ESP	22:45	3:10	1:03:27	2:50	37:32	2:09:42
6	2975	Pedro Pablo Bernardez Ferreiros	ESP	22:01	3:06	1:05:32	2:44	37:30	2:10:52
7	3038	Brad Gilson	USA	22:10	3:35	1:03:13	3:22	41:39	2:13:58
8	3008	John Steadman	GBR	25:44	3:08	1:03:41	2:48	38:56	2:14:15
9	3000	Ric Hill	GBR	25:48	3:23	1:05:26	2:48	37:56	2:15:19
10	3005	Ben Oman	GBR	25:12	3:00	1:06:23	2:47	38:07	2:15:29
11	3004	Ryan Morrison	GBR	24:01	3:14	1:08:13	2:42	38:13	2:16:21
12	3006	James Potter	GBR	27:08	3:08	1:04:17	3:01	39:26	2:16:59
13	3010	Markus Broich	GER	24:38	3:02	1:06:19	3:36	39:35	2:17:07
14	3026	Piotr Chmielewski	POL	24:31	3:16	1:05:45	3:19	40:42	2:17:32
15	3043	Kurt Phillips	USA	26:27	3:09	1:06:23	3:12	38:34	2:17:42
16	3052	James Cassell	CAN	26:07	3:31	1:05:34	2:59	41:12	2:19:21
17	3028	Maciej Ziółko	POL	25:59	3:15	1:07:01	2:52	40:22	2:19:28
18	3040	Daniel Kaminstein	USA	24:28	3:42	1:08:42	3:04	39:35	2:19:30
19	3053	David Greenfield	CAN	25:57	3:11	1:06:26	3:13	40:47	2:19:32
20	3047	David Selems	AUS	26:12	3:26	1:05:56	3:26	41:01	2:20:00
21	2993	Frederic Chanard	FRA	26:04	4:10	1:04:55	2:57	42:03	2:20:08
22	3056	Julien Paquette	CAN	26:46	3:52	1:06:57	3:18	40:01	2:20:52
23	2994	Patrick Fiori	FRA	24:57	4:03	1:06:36	3:14	43:08	2:21:56
24	3041	William Kessinger	USA	27:38	4:40	1:03:55	3:08	42:56	2:22:15
25	2996	Simon Batt	GBR	25:08	3:56	1:08:11	4:03	41:26	2:22:42
26	3057	Robin Richard-Campeau	CAN	29:51	3:48	1:06:16	3:49	40:51	2:24:34
27	3003	Michael McKinlay-Smith	GBR	26:04	3:29	1:11:18	2:46	41:21	2:24:56
28	2987	Javier Cecilio Salgado Algarrada	ESP	26:38	3:45	1:10:24	3:12	41:21	2:25:19
29	3007	Peter Staniland	GBR	27:20	3:33	1:10:31	3:08	41:33	2:26:04
30	3014	Hordur Gudmundsson	ISL	22:14	3:12	1:11:31	3:22	45:49	2:26:05
31	2992	Vincent Caillaud	FRA	24:23	3:43	1:08:48	3:17	46:16	2:26:25
32	2978	Rafael Costa Vazquez	ESP	27:03	3:39	1:12:18	2:33	41:13	2:26:45
33	3020	Ghazi Alhajeri	KUW	25:04	4:30	1:11:08	3:34	42:40	2:26:54
34	3044	Tom Rutkowski	USA	27:50	3:32	1:12:35	3:02	40:22	2:27:20
35	3039	Justin Hayes	USA	26:08	4:26	1:12:20	3:12	41:34	2:27:38
36	2989	Bartolome Varela Rodriguez	ESP	28:00	4:31	1:09:39	3:02	42:48	2:27:59
37	2124	Crispin Barrett	RSA	25:01	4:14	1:10:10	4:28	44:50	2:28:42
38	3051	Leonardo Starling	BRA	27:22	4:11	1:12:57	3:57	41:07	2:29:32
39	3048	Raphael Schmits	BEL	28:01	4:55	1:11:31	3:27	42:05	2:29:58
40	3024	Daniel Enrique Thomas Moretti	MEX	23:55	4:25	1:12:57	3:59	45:31	2:30:45
41	2984	Alejandro Rebolo Castro	ESP	30:49	3:58	1:10:13	3:29	42:45	2:31:12
42	3001	Rolando Hutchinson	GBR	27:36	3:39	1:13:15	3:39	43:13	2:31:21
43	3011	Damien Connolly	IRL	30:22	3:55	1:11:40	3:09	42:47	2:31:51
44	3037	Michael Dwyer	USA	29:54	4:06	1:07:07	3:44	47:31	2:32:20
45	2988	Gustavo Suarez Gullon	ESP	30:22	4:30	1:10:48	3:30	43:21	2:32:30
46	2979	Luis Eduardo González Martín	ESP	27:22	5:33	1:12:12	4:31	43:13	2:32:49
47	3021	Jorge Alberto Barba Morales	MEX	29:20	3:41	1:13:12	3:43	42:55	2:32:50
48	3022	Fernando Cárdenas Rodríguez	MEX	28:58	4:31	1:10:35	4:21	44:40	2:33:03
49	2986	Israel Romero Godoy	ESP	26:01	4:12	1:13:44	3:49	45:25	2:33:10
50	3015	Jon Thor Sigurvinsson	ISL	27:00	4:35	1:13:15	3:33	45:00	2:33:20
51	2982	Vicente Carlos Palafox Becerril	ESP	28:43	3:10	1:14:31	3:05	43:58	2:33:25
52	3055	Chad MacDonald	CAN	29:45	4:22	1:09:48	3:56	46:29	2:34:18
53	3058	Jason Tham	CAN	29:05	3:54	1:15:18	3:23	43:09	2:34:48

2023 World Triathlon Standard Age-Group Championships Pontevedra

Standard - Kategóriánkénti eredménylista

Férfi 45-49 évesek

Kat.h.	Rsz	Név	Nemzet.	Úszás	1. Depo	Kerékpár	2. Depo	Futás	Cél idő
54	3050	Genilson Marques E Silva	BRA 	26:56	4:57	1:14:08	4:14	44:46	2:34:59
55	3025	James Madden	NZL 	25:54	4:27	1:09:45	3:41	52:51	2:36:36
56	3017	Katsuhisa Nagano	JPN 	26:52	3:58	1:21:02	3:32	42:51	2:38:14
57	3059	Jorge Alejandro Cárdenas Leuro	COL 	33:08	4:08	1:15:03	3:49	44:02	2:40:09
58	3054	Khalil Khelladi	CAN 	27:07	4:53	1:14:37	5:01	49:17	2:40:53
59	3045	Farrukh Nasyrov	UZB 	31:52	5:12	1:16:02	4:45	45:45	2:43:35
60	3049	Ludovic Vanpoucke	BEL 	27:45	3:54	1:19:57	4:00	48:54	2:44:28
61	3033	Yu-Nan Tai	TPE 	27:28	4:04	1:21:31	5:59	47:06	2:46:06
62	2977	Roberto Enrique Cid Sanmartin	ESP 	29:15	4:34	1:20:43	4:23	49:17	2:48:11
63	3016	Keisuke Goto	JPN 	29:18	4:41	1:25:01	4:15	45:00	2:48:14
64	2990	Jorge Ventura Rego	ESP 	27:56	4:22	1:20:03	4:25	51:51	2:48:35
65	2974	Francisco Antonio Alvar Dacosta	ESP 	28:02	5:14	1:23:09	3:57	49:55	2:50:14
66	2983	Bernardo Piñeiro Abalo	ESP 	39:06	4:58	1:18:26	3:37	50:16	2:56:21
67	2995	Xavier Perez de la Sota	FRA 	24:24	6:49	1:26:27	6:03	53:19	2:57:01
68	2985	Enrique Rodríguez Rodríguez	ESP 	26:54	5:27	1:25:25	5:55	59:00	3:02:40
69	3036	Yasser Rajab	UAE 	35:42	5:46	1:24:36	5:30	54:29	3:06:02
70	2980	Juan Carlos Martinez Guiot	ESP 	30:04	5:04	1:29:24	4:51	59:51	3:09:12
71	2976	David Castejón Ferrer	ESP 	29:58	5:00	1:28:56	5:03	1:00:23	3:09:18
72	3018	Yousef Alsagr	KSA 	55:09	9:49	1:46:10	8:42	36:27	3:36:14

2023 World Triathlon Standard Age-Group Championships Pontevedra

Standard - Kategóriánkénti eredménylista









Nő 50-54 évesek

Kat.h.	Rsz	Név	Nemzet.	Úszás	1. Depo	Kerékpár	2. Depo	Futás	Cél idő
1	2800	Suzanne Chandler	CAN	21:56	3:31	1:09:15	3:04	43:13	2:20:57
2	2788	Tracy Kellner	USA	22:40	3:21	1:09:00	3:18	42:44	2:21:01
3	2766	Vanessa Fenton	IRL	22:35	3:23	1:09:36	3:04	42:58	2:21:36
4	2758	Catherine Linney	GBR	23:49	3:25	1:11:32	2:59	43:00	2:24:43
5	2793	Lisa Mueller	USA	24:37	3:29	1:09:23	3:11	44:24	2:25:02
6	2779	Sandra Patt	SUI	24:31	3:55	1:12:23	3:18	40:59	2:25:04
7	2790	Adrienne Leblanc	USA	22:52	3:26	1:10:52	3:02	47:26	2:27:35
8	2746	Yolanda Mir Cuñat	ESP	25:30	3:29	1:13:31	3:07	43:12	2:28:47
9	2747	Elena Olea Martin	ESP	22:46	3:29	1:18:42	3:05	42:52	2:30:52
10	2792	Megumi Masuda	USA	22:43	3:49	1:16:38	3:47	45:37	2:32:32
11	2755	Marianne Carpenter	GBR	28:02	3:57	1:16:32	3:35	42:08	2:34:14
12	2771	Aurora León Bayona	MEX	27:43	4:21	1:17:37	3:38	43:09	2:36:25
13	2754	Sandra Buckton	GBR	27:59	4:07	1:17:09	3:51	47:03	2:40:07
14	2748	Patricia Bousset Fritz	FRA	27:57	4:18	1:19:53	3:59	44:56	2:41:00
15	2761	Joanne Smith	GBR	28:25	4:34	1:17:55	3:49	46:26	2:41:06
16	2786	Tanja DiGrande	USA	27:27	4:09	1:17:33	3:28	48:47	2:41:22
17	2789	Melinda Lawson-Crabtree	USA	28:25	3:58	1:16:23	3:47	50:26	2:42:58
18	2787	Daphne Glover	USA	25:36	4:14	1:20:01	3:52	49:48	2:43:29
19	2802	Shauna Johnson	CAN	27:06	4:17	1:17:21	4:14	51:22	2:44:18
20	2785	Melanie Diamanti	USA	28:34	4:14	1:16:47	3:51	50:55	2:44:20
21	2801	Dominique Eustace	CAN	29:25	3:54	1:18:01	3:56	49:09	2:44:22
22	2778	Carol Van Antwerp	RSA	30:51	3:53	1:19:43	3:17	47:02	2:44:44
23	2791	Michelle Lingenfelter	USA	28:16	4:06	1:19:46	3:43	49:20	2:45:09
24	2783	Kate Amaral	USA	26:56	4:39	1:18:59	4:01	51:19	2:45:52
25	2769	Monica Hernandez Weber	MEX	27:31	4:03	1:20:43	4:03	49:56	2:46:14
26	2752	Gaynor Beckett	GBR	26:54	4:42	1:19:00	3:55	51:50	2:46:18
27	2745	Maria Elena Miguens Otero	ESP	31:30	3:32	1:20:15	3:33	47:42	2:46:29
28	2806	Lynn Tougas	CAN	31:54	4:50	1:14:09	4:24	51:32	2:46:46
29	2753	Rachel Bown	GBR	27:18	3:45	1:23:45	3:15	49:31	2:47:32
30	2764	Alison Trauttmansdorff	GBR	31:01	3:44	1:22:54	3:48	46:08	2:47:33
31	2765	Kate Wheatley	GBR	28:51	4:00	1:24:51	3:55	46:04	2:47:38
32	2760	Fiona Sharp	GBR	31:29	5:10	1:19:28	4:48	47:12	2:48:06
33	2795	Penny Ivory	AUS	27:18	4:54	1:20:42	4:33	51:51	2:49:15
34	2775	Jo Baker	NZL	27:40	4:46	1:20:12	3:32	55:08	2:51:17
35	2756	Alix Coups	GBR	29:01	4:44	1:24:35	4:44	48:42	2:51:45
36	2767	María Teresita Bayardo Solórzano	MEX	26:46	4:11	1:20:58	5:30	54:40	2:52:03
37	2794	Carmel Hickey	AUS	28:09	4:12	1:25:19	4:16	51:23	2:53:17
38	2750	Nathalie Jouffret	FRA	30:02	5:00	1:19:27	4:35	54:21	2:53:23
39	2805	Teresa Tomchak	CAN	35:27	4:44	1:22:11	3:33	48:29	2:54:22
40	2763	Lisa Taylor	GBR	28:02	4:27	1:26:13	4:01	53:55	2:56:35
41	2762	Catherine Smithson	GBR	30:59	4:39	1:20:32	4:30	55:58	2:56:36
42	2782	Denise Allen	USA	33:00	4:57	1:20:56	4:49	53:21	2:57:01
43	2751	Catherine Keck	FRA	28:27	3:56	1:27:15	4:34	53:34	2:57:44
44	2807	Lucie Tremblay	CAN	27:38	4:28	1:26:47	4:34	56:43	3:00:08
45	2804	Maria Suarez	CAN	28:16	4:18	1:30:33	4:13	52:50	3:00:08
46	2798	Angélique Kohl	BEL	32:15	4:47	1:25:30	4:08	53:36	3:00:14
47	2772	Adriana Martínez Negrete Benito	MEX	31:37	4:39	1:27:46	5:12	51:07	3:00:19
48	2780	Jindaporn Limtong	THA	36:18	6:40	1:21:19	4:54	51:43	3:00:53
49	2749	Magali Dejean	FRA	32:11	4:28	1:27:50	5:00	52:16	3:01:42
50	2770	Estela Ituarte Luna	MEX	26:08	5:36	1:30:05	4:47	57:24	3:03:58
51	2803	Manon Pascal	CAN	27:02	4:44	1:28:58	4:51	1:01:56	3:07:29
52	2773	Montserrat Mora Carbonell	MEX	33:47	5:48	1:23:45	5:25	59:19	3:08:02
53	2774	Adriana Sepúlveda Flores	MEX	33:59	5:47	1:25:48	8:11	54:29	3:08:13

2023 World Triathlon Standard Age-Group Championships Pontevedra

Standard - Kategóriánkénti eredménylista

Nő 50-54 évesek

Kat.h.	Rsz	Név	Nemzet.	Úszás	1. Depo	Kerékpár	2. Depo	Futás	Cél idő
54	2808	Claudia Serrano	COL 	31:04	4:36	1:26:51	5:25	1:00:26	3:08:20
55	2810	Maria del Pilar Yepes	COL 	29:27	5:23	1:33:14	5:24	55:26	3:08:52
56	2796	Fiona McKinnon	AUS 	39:18	6:52	1:33:56	5:20	56:04	3:21:28
57	2784	Karla Cavazos	USA 	37:55	8:14	1:31:35	6:33	57:18	3:21:33
58	2776	Aneta Sowa	POL 	33:49	4:49	1:40:55	4:23	59:08	3:23:02
59	2809	Catherine Van Arcken	COL 	31:46	7:00	1:33:14	5:36	1:05:44	3:23:18
60	2768	Lorenza Gallardo Almada	MEX 	39:28	7:23	1:34:10	5:46	57:43	3:24:28
61	2799	Viridiana Monticelli	BRA 	35:11	4:51	1:32:48	5:03	1:06:42	3:24:34

2023 World Triathlon Standard Age-Group Championships Pontevedra

Standard - Kategóriánkénti eredménylista

Férfi 50-54 évesek

Kat.h.	Rsz	Név	Nemzet.	Úszás	1. Depo	Kerékpár	2. Depo	Futás	Cél idő
1	2865	Junichi Yamamoto	JPN	20:20	2:38	1:02:29	2:52	39:37	2:07:53
2	2880	Miroslav Ozorak	SVK	20:18	2:48	1:06:08	2:36	37:44	2:09:32
3	2849	Simon Fawcett	GBR	23:11	3:12	1:06:35	2:42	38:43	2:14:22
4	2861	Phillip Becker	GER	23:17	3:15	1:02:44	3:25	41:53	2:14:32
5	2873	Hans Fredrik Johansen	NOR	23:59	4:33	1:02:52	3:14	40:10	2:14:45
6	2853	Tim Lerwill	GBR	25:33	2:55	1:03:41	2:58	39:44	2:14:49
7	2863	Varga Dr. Zoltán	HUN	22:22	3:28	1:05:39	3:00	40:51	2:15:19
8	2842	Guy Lheritier	FRA	25:23	3:31	1:05:21	3:03	38:13	2:15:29
9	2819	Marcos García De Paz Fernandez	ESP	26:59	3:06	1:07:16	2:35	35:37	2:15:31
10	2909	Nicholas Kolodzie	CAN	25:04	3:26	1:04:24	2:54	40:03	2:15:50
11	2900	Jason Howie	AUS	23:57	3:28	1:04:03	4:21	40:42	2:16:29
12	2822	Juan Carlos Gonzalez Orozco	ESP	25:31	2:58	1:07:59	2:38	38:01	2:17:05
13	2899	Kim Alexander	AUS	24:26	3:32	1:06:04	4:04	40:21	2:18:24
14	2904	Donald Ricketts	BEL	22:41	3:15	1:10:09	3:08	39:24	2:18:34
15	2895	Chris Teakle	USA	25:54	3:21	1:06:17	3:02	40:10	2:18:42
16	2856	James Redman	GBR	23:58	3:05	1:07:22	2:48	41:37	2:18:48
17	2855	Richard Price	GBR	25:30	3:10	1:07:19	3:04	39:57	2:18:58
18	2857	Darius Sarshar	GBR	23:54	3:33	1:08:41	3:07	39:46	2:19:00
19	2875	Piotr Kalinowski	POL	21:53	3:13	1:09:54	3:00	41:34	2:19:32
20	2824	Pio Iglesias carrera	ESP	24:04	3:52	1:08:24	3:32	40:16	2:20:07
21	2908	Craig Howie	CAN	24:23	3:49	1:07:50	3:35	41:00	2:20:35
22	2823	Rafael Guerrero Bravo	ESP	25:38	3:15	1:08:51	3:15	39:44	2:20:42
23	2893	Scott Roehrborn	USA	25:32	3:11	1:09:36	2:56	40:14	2:21:28
24	2845	Stephen Coy	GBR	27:42	3:18	1:08:25	2:54	39:25	2:21:42
25	2886	Erik Heyer	USA	24:24	3:15	1:08:32	2:57	43:48	2:22:55
26	2892	Ramses Rodriguez	USA	21:09	3:30	1:12:01	3:19	43:24	2:23:21
27	2896	Scott Williamson	USA	24:59	3:47	1:10:17	3:20	42:05	2:24:26
28	2858	Ian Scholes	GBR	26:56	3:28	1:10:06	3:21	41:11	2:25:00
29	2815	Jesus Alonso Zabaco	ESP	28:25	4:02	1:10:58	4:14	38:13	2:25:50
30	2821	Luis Gavilan Ordoñez	ESP	23:14	4:27	1:13:53	3:37	40:44	2:25:53
31	2889	Chad McMahan	USA	25:28	3:30	1:10:15	3:47	43:03	2:26:02
32	2891	Angello Rodriguez	USA	30:30	3:39	1:06:49	3:17	41:51	2:26:05
33	2837	Ramon Ulldemolins Santistev	ESP	27:08	4:11	1:09:51	4:00	41:03	2:26:11
34	2850	Martin Gibson	GBR	26:18	3:23	1:09:11	3:36	43:49	2:26:15
35	2833	Lucas Selma Luna	ESP	26:02	3:35	1:09:38	3:23	43:48	2:26:24
36	2826	Jose Eugenio Ledo Novoa	ESP	23:57	3:44	1:11:42	3:24	44:43	2:27:28
37	2894	Craig Strong	USA	25:09	5:13	1:09:04	4:02	44:07	2:27:33
38	2828	Francisco Javier Mosteiro Rodriguez	ESP	29:45	3:46	1:09:42	4:24	40:47	2:28:23
39	2897	Brent Wiltshire	USA	27:53	4:31	1:09:22	3:36	43:25	2:28:45
40	2878	Miguel Gomes	POR	26:32	4:05	1:12:54	3:18	42:29	2:29:15
41	2844	Sylvain Prenel	FRA	27:13	3:35	1:08:02	4:12	47:06	2:30:06
42	2843	Gilles Poiriez	FRA	28:55	3:57	1:10:50	3:27	43:15	2:30:22
43	2862	Chris Martin	GER	35:21	4:04	1:05:53	3:31	42:46	2:31:34
44	2884	Steven Dunbar	USA	27:03	4:17	1:13:39	4:10	42:49	2:31:56
45	2830	Marcos Rodriguez Baliña	ESP	24:04	3:47	1:13:39	3:50	47:17	2:32:36
46	2910	Francois Tessier	CAN	26:08	5:58	1:08:36	3:20	48:40	2:32:40
47	2832	Isidro Luis Santos Garrido	ESP	29:47	4:22	1:16:14	3:02	40:03	2:33:26
48	2866	Maris Liepa	LAT	21:57	3:45	1:13:53	4:05	50:07	2:33:46
49	2890	Darin Napton	USA	30:44	4:23	1:10:29	4:38	43:40	2:33:52
50	2846	Neill Crump	GBR	25:48	4:26	1:16:08	3:53	45:07	2:35:20
51	2847	Simon Emmerson	GBR	28:04	3:22	1:16:22	2:59	45:10	2:35:55
52	2898	Jose Antonio Esteban Orduna	AND	31:22	4:36	1:13:06	3:17	45:49	2:38:08
53	2841	Mickael Lecomte	FRA	30:49	4:28	1:12:52	4:27	46:00	2:38:33

2023 World Triathlon Standard Age-Group Championships Pontevedra

Standard - Kategóriánkénti eredménylista

Férfi 50-54 évesek

Kat.h.	Rsz	Név	Nemzet.	Úszás	1. Depo	Kerékpár	2. Depo	Futás	Cél idő
54	2860	Stefan Zakorchemney	GBR	31:00	4:07	1:13:35	4:04	46:48	2:39:33
55	2907	Michel Galarneau	CAN	27:55	3:36	1:15:33	3:42	48:49	2:39:33
56	2868	Víctor Javier Gallegos López	MEX	30:49	4:21	1:14:11	4:14	46:03	2:39:36
57	2903	Olivier Beaujean	BEL	34:48	3:56	1:12:29	3:09	45:31	2:39:51
58	2887	Eric Kuehl	USA	35:12	4:12	1:11:33	3:51	46:29	2:41:15
59	2867	Leandro Carbajal Rodríguez	MEX	28:42	3:36	1:18:27	3:37	47:10	2:41:30
60	2869	Lamberto Martínez Hernández	MEX	31:57	4:58	1:18:07	4:02	43:11	2:42:13
61	2871	José Alejandro Sandoval Velázquez Del Valle	MEX	26:16	4:03	1:17:16	3:50	51:10	2:42:33
62	2882	Ming-Hong Tsai	TPE	34:33	4:03	1:16:02	4:27	44:18	2:43:21
63	2817	David Fernandez-Alvariño Delgado	ESP	25:56	4:35	1:14:31	4:34	53:52	2:43:27
64	2829	Pablo Perez Blanco	ESP	28:35	4:56	1:15:14	4:04	50:53	2:43:39
65	2906	Darek Desaulniers	CAN	24:56	4:15	1:22:05	3:22	51:39	2:46:15
66	2870	Juan Manuel Ruiz Vázquez	MEX	35:52	4:57	1:14:38	3:54	47:36	2:46:55
67	2905	Alessandro Pimentel	BRA	26:32	7:06	1:21:25	4:45	49:14	2:49:01
68	2872	David Trejo Zuñiga	MEX	33:24	4:16	1:17:50	3:34	50:08	2:49:10
69	2911	Juan Guzman	COL	33:44	4:34	1:16:37	4:55	51:47	2:51:35
70	2840	Pascal Lallemand	FRA	36:15	5:51	1:19:21	4:15	46:35	2:52:15
71	2831	Alejandro Salinas Tuya	ESP	39:17	5:31	1:16:48	4:03	46:41	2:52:19
72	2820	Ignacio Garcia Rodriguez	ESP	35:04	4:48	1:19:45	4:47	48:04	2:52:25
73	2825	Miguel Angel Jimeno Sola	ESP	28:12	5:59	1:20:53	4:29	53:20	2:52:51
74	2879	Richard Flimel	SVK	32:49	4:24	1:19:05	4:19	52:45	2:53:20
75	2818	Israel Fernandez-Alvariño Delgado	ESP	28:17	5:12	1:19:05	6:28	56:20	2:55:20
76	2876	Luis Ferreira	POR	29:44	5:39	1:21:27	4:41	55:34	2:57:02
77	2834	Dennis Smoolenaars	ESP	30:37	5:07	1:15:39	4:35	1:01:45	2:57:42
78	2864	Leon Orr	IRL	38:32	4:06	1:18:00	4:04	53:58	2:58:37
79	2827	Faustino Meis Veiga	ESP	37:00	6:40	1:35:05	4:38	53:30	3:16:52
80	2835	Jose Francisco Suarez Nuñez	ESP	46:20	7:50	1:28:12	5:23	55:57	3:23:41
81	2902	Lee Varney	AUS	41:21	6:11	1:59:12	7:03	49:29	3:43:14
	2852	Stephen Greene	GBR	23:35	3:06	—	—	38:55	2:05:09
	2816	Asier Astigarraga Olaizola	ESP	22:20	3:27	1:07:31	3:25	—	—
	2885	Kevin Fuller	USA	24:39	4:00	—	—	—	—

2023 World Triathlon Standard Age-Group Championships Pontevedra

Standard - Kategóriánkénti eredménylista

Nő 55-59 évesek

Kat.h.	Rsz	Név	Nemzet.	Úszás	1. Depo	Kerékpár	2. Depo	Futás	Cél idő
1	2614	Nicole Best	GER	22:27	3:09	1:12:10	3:32	42:49	2:24:05
2	2633	Steph Popelar	USA	23:43	3:14	1:11:46	3:09	44:33	2:26:23
3	2606	Karen Murphy	GBR	25:26	3:58	1:12:39	3:28	42:18	2:27:48
4	2618	Stefania Grazia Maria Moneta	ITA	22:30	3:12	1:14:46	2:54	44:36	2:27:56
5	2608	Nicki Rushton	GBR	22:29	3:29	1:11:46	3:31	47:18	2:28:32
6	2617	Antje Ungewickell	GER	24:31	3:35	1:15:11	3:27	44:20	2:31:02
7	2603	Sandra Edwards	GBR	23:51	4:16	1:13:56	4:04	48:04	2:34:09
8	2604	Ruth Johnstone	GBR	24:04	4:00	1:17:33	3:51	46:43	2:36:09
9	2600	Veronique Bourdelles	FRA	25:28	3:54	1:16:32	3:39	47:23	2:36:54
10	2630	Dana Ginsburg	USA	26:18	4:35	1:13:51	4:47	48:16	2:37:45
11	2636	Cindy Salazar	USA	27:55	4:07	1:17:55	3:51	44:35	2:38:21
12	2605	Wendy Leathem	GBR	22:00	3:57	1:20:01	3:44	48:45	2:38:25
13	2638	Margot Swartz	USA	23:58	5:04	1:17:34	4:19	47:52	2:38:45
14	2648	Beth Ordman	CAN	22:31	5:10	1:18:00	4:29	49:05	2:39:14
15	2647	Anne Koch	CAN	27:21	4:05	1:18:14	3:25	47:17	2:40:20
16	2602	Lisa Cox	GBR	26:31	4:15	1:16:44	3:50	50:56	2:42:14
17	2646	Nancy Goodall	CAN	28:28	4:00	1:21:51	3:34	45:14	2:43:05
18	2609	Traci Shipley	GBR	25:22	3:45	1:21:05	3:40	49:53	2:43:43
19	2631	Barbara McCabe	USA	26:43	4:23	1:18:47	4:28	49:41	2:44:00
20	2635	Jess Saalfeld	USA	26:54	4:02	1:20:54	3:26	50:14	2:45:29
21	2613	Anne Walton	GBR	29:25	4:17	1:20:06	3:23	48:35	2:45:44
22	2632	Kim Neitzel	USA	29:09	7:10	1:15:31	5:00	51:34	2:48:22
23	2637	Kathryn Spencer	USA	26:24	4:32	1:19:23	4:08	54:44	2:49:08
24	2643	Manon Charbonneau	CAN	27:15	5:19	1:25:48	4:10	50:23	2:52:54
25	2616	Steffi Meyers	GER	28:51	4:15	1:22:19	3:52	54:37	2:53:53
26	2627	Edyta Jakubowska-Olech	POL	33:37	4:27	1:23:06	4:56	52:05	2:58:09
27	2621	Lourdes Alonso Muro	MEX	27:49	5:07	1:28:34	4:58	52:57	2:59:23
28	2612	Julia Thomson	GBR	31:43	4:52	1:26:26	4:41	52:17	2:59:57
29	2629	Susan Baker	USA	29:11	6:06	1:26:10	4:39	54:29	3:00:34
30	2607	Esther Race	GBR	29:16	4:25	1:21:09	4:09	1:02:46	3:01:44
31	2641	Michelle Grech	AUS	32:32	4:43	1:27:52	4:21	53:30	3:02:56
32	2622	Maite Gabriela Bilbao Plascencia	MEX	30:01	6:14	1:30:42	4:17	52:21	3:03:32
33	2634	Tracey Roberts	USA	30:33	4:59	1:25:17	4:53	58:50	3:04:30
34	2642	Yvonne Cafik	CAN	28:18	5:13	1:35:21	4:45	52:19	3:05:54
35	2597	Begoña Gil De Barroeta	ESP	27:12	5:13	1:30:42	3:58	59:00	3:06:02
36	2598	Maria Jose Velazquez Garcia	ESP	33:37	5:20	1:27:30	5:00	55:16	3:06:41
37	2645	Marie Fiala	CAN	30:50	4:58	1:26:45	4:47	1:00:11	3:07:29
38	2623	Luz Del Carmen Calzada Ortega	MEX	33:13	7:12	1:29:43	5:46	58:50	3:14:43
39	2620	María De Jesús Aguirre Muñoz	MEX	30:58	5:23	1:29:01	5:34	1:03:50	3:14:44
40	2619	Naomi Era	JPN	30:55	5:18	1:40:07	4:25	54:31	3:15:14
41	2626	Sue Abraham	NZL	37:36	6:22	1:31:01	5:53	56:51	3:17:41
42	2625	Ofelia Patiño Reyes	MEX	39:52	5:13	1:34:14	4:23	54:44	3:18:24
43	2640	Megan Carters	AUS	30:56	6:16	1:36:32	5:37	59:59	3:19:18
44	2610	Susan Standford	GBR	33:33	6:43	1:34:00	5:12	1:00:48	3:20:14
45	2644	Josette DeBrouwer	CAN	32:47	5:45	1:36:21	5:50	1:09:04	3:29:44
46	2624	Alma Graciela Domínguez Del Valle	MEX	35:02	6:37	1:43:17	7:18	1:03:24	3:35:36
47	2628	Marlena Pruszyńska	POL	35:37	6:18	1:43:22	5:16	1:05:38	3:36:09
48	2639	Antoinette Villa	USA	34:54	8:03	1:35:14	9:10	1:09:52	3:37:10
	2649	Leslie Stevens	CAN	25:32	4:11	—	—	—	—

2023 World Triathlon Standard Age-Group Championships Pontevedra

Standard - Kategóriánkénti eredménylista

Férfi 55-59 évesek

Kat.h.	Rsz	Név	Nemzet.	Úszás	1. Depo	Kerékpár	2. Depo	Futás	Cél idő
1	2695	Udo Van Stevendaal	GER	23:16	3:08	1:00:48	2:42	37:20	2:07:11
2	2676	Christophe Jouffret	FRA	20:50	3:21	1:03:01	3:04	40:04	2:10:18
3	2694	Tobias Oelmaier	GER	21:11	3:16	1:05:06	2:56	40:07	2:12:33
4	2689	Alan Rowe	GBR	20:49	3:18	1:05:51	3:07	40:23	2:13:26
5	2712	Jeff Gordon	USA	20:32	3:24	1:04:39	3:15	42:07	2:13:55
6	2693	Olaf Geserick	GER	20:47	3:04	1:06:50	2:52	41:20	2:14:51
7	2667	Gonzalo Martin Santana	ESP	20:23	2:55	1:10:22	2:48	39:38	2:16:04
8	2681	Tim Ashelford	GBR	22:11	3:30	1:08:41	2:58	41:27	2:18:45
9	2657	Juan Antonio Del Peso Alonso	ESP	25:21	3:49	1:09:48	3:12	37:37	2:19:45
10	2653	Jose Andres Aldrey Varela	ESP	23:54	3:16	1:07:32	3:00	42:52	2:20:32
11	2666	Guillem Llado Garriga	ESP	23:27	3:45	1:06:20	3:20	44:07	2:20:57
12	2722	Kenneth Kirk	AUS	23:04	3:19	1:07:44	3:15	44:06	2:21:25
13	2724	Martin Mayer	AUT	20:51	3:21	1:09:25	3:31	45:06	2:22:12
14	2688	Simon Nicoll	GBR	23:54	3:58	1:09:43	2:58	41:51	2:22:22
15	2680	Matthew Adcock	GBR	25:36	3:18	1:10:04	3:14	40:37	2:22:47
16	2692	Gary Waite	GBR	25:24	3:31	1:10:29	3:25	40:27	2:23:15
17	2682	Paul Chesworth	GBR	23:38	3:58	1:10:01	3:14	43:10	2:23:59
18	2672	Antonio Vidal Ares	ESP	25:53	3:46	1:10:24	3:35	41:04	2:24:39
19	2717	Peter York	USA	23:36	4:32	1:09:13	3:30	44:01	2:24:49
20	2735	Mark McMullen	CAN	25:29	3:55	1:08:49	3:24	43:17	2:24:53
21	2715	Dean Tilman	USA	26:13	3:33	1:08:21	3:16	43:46	2:25:08
22	2683	James Gibbs	GBR	25:44	4:00	1:08:46	3:51	43:58	2:26:17
23	2727	Bart Dewitte	BEL	23:59	4:00	1:11:55	3:08	43:50	2:26:49
24	2738	Ramin Shojaei	CAN	26:02	4:06	1:09:44	3:42	44:26	2:27:58
25	2661	Manuel Fernández Aceña	ESP	26:15	3:41	1:13:21	3:37	41:10	2:28:01
26	2721	Jose Justa	AUS	22:34	3:47	1:10:52	3:44	47:09	2:28:04
27	2711	Thomas Gessner	USA	27:01	4:06	1:10:07	3:34	44:27	2:29:12
28	2687	Tufty Nash	GBR	25:38	3:45	1:08:08	4:27	48:16	2:30:12
29	2678	Didier Poulmaire	FRA	27:19	4:18	1:14:22	3:10	41:50	2:30:57
30	2662	Angel Fernández Vidal	ESP	28:57	3:37	1:13:22	3:03	42:10	2:31:07
31	2700	Fernando de Jesús Blanco Alatríste	MEX	28:55	5:29	1:08:37	3:40	45:32	2:32:12
32	2684	Martin Heardman	GBR	23:34	3:45	1:15:59	3:38	45:28	2:32:22
33	2710	Kevin Elwood	USA	29:30	5:28	1:09:44	4:34	43:29	2:32:44
34	2736	Norbert Nabbe	CAN	25:44	3:23	1:10:26	3:31	50:03	2:33:06
35	2690	David Thornsby-Smith	GBR	25:40	3:37	1:15:17	3:07	45:28	2:33:08
36	2720	David Hunter	AUS	26:19	4:14	1:16:16	4:29	45:19	2:36:35
37	2732	Jeff Ayotte	CAN	25:00	4:35	1:16:15	3:35	47:41	2:37:03
38	2734	Edward Ing	CAN	29:44	4:06	1:16:59	4:18	43:41	2:38:47
39	2698	Bjarki Diego	ISL	31:13	4:49	1:17:47	3:40	43:08	2:40:34
40	2733	Neil Harle	CAN	26:17	4:10	1:18:17	4:15	47:37	2:40:34
41	2703	Piotr Niewiński	POL	26:29	4:37	1:15:49	4:38	49:16	2:40:47
42	2664	Angel Javier Garcia Sanchez	ESP	25:17	5:35	1:17:58	5:09	46:53	2:40:52
43	2674	Laurent Bidart	FRA	28:56	4:09	1:14:03	4:09	49:44	2:41:00
44	2705	Gabriel Alves	POR	31:29	5:07	1:18:34	3:59	42:36	2:41:43
45	2658	Carlos Dominguez Torreadrado	ESP	28:38	3:35	1:19:54	3:39	46:29	2:42:13
46	2654	Julio Blanco Salazar	ESP	28:19	4:58	1:17:46	4:02	47:23	2:42:26
47	2709	Mark Benson	USA	27:33	5:35	1:17:48	4:33	47:06	2:42:33
48	2706	Rui Vasques Fonseca	POR	26:23	5:01	1:19:39	4:03	47:39	2:42:43
49	2671	Antonio Federico Serrat Soto	ESP	25:35	3:41	1:19:00	3:47	50:57	2:42:58
50	2730	Gercino De Souza	BRA	24:52	4:41	1:21:40	3:51	48:05	2:43:06
51	2691	Stephen Varley	GBR	28:53	3:32	1:17:54	4:11	48:48	2:43:15
52	2686	John Longmuir	GBR	27:26	3:56	1:19:08	3:38	49:21	2:43:27
53	2677	Olivier Paucot	FRA	28:02	4:36	1:16:41	4:03	50:48	2:44:08

2023 World Triathlon Standard Age-Group Championships Pontevedra

Standard - Kategóriánkénti eredménylista

Férfi 55-59 évesek

Kat.h.	Rsz	Név	Nemzet.	Úszás	1. Depo	Kerékpár	2. Depo	Futás	Cél idő
54	2723	Michael Woodman	AUS 	26:01	4:26	1:18:51	4:40	50:16	2:44:13
55	2656	Rafael Cuevas Díaz	ESP 	32:35	4:45	1:20:54	3:09	43:11	2:44:31
56	2668	Carlos Piñeiro Rodriguez	ESP 	28:41	4:17	1:18:54	3:43	49:17	2:44:51
57	2669	Pedro Jose Prada San Roman	ESP 	28:50	6:38	1:19:22	3:46	47:04	2:45:38
58	2663	Pere Francitorra	ESP 	26:25	3:54	1:16:45	4:22	54:27	2:45:51
59	2728	Hervé Maurissen	BEL 	24:34	4:33	1:19:40	4:12	53:38	2:46:36
60	2716	Christopher Valerian	USA 	31:49	4:35	1:18:35	3:44	47:55	2:46:37
61	2719	Mark Fisher	AUS 	24:40	5:23	1:16:06	7:19	53:42	2:47:07
62	2701	Marco Antonio Olvera González	MEX 	26:11	4:58	1:18:45	4:58	53:10	2:48:01
63	2660	Manuel Estevez Garcia	ESP 	27:48	6:17	1:21:27	5:40	46:59	2:48:09
64	2737	Matthew Raymond	CAN 	31:20	5:46	1:16:59	4:24	50:33	2:49:00
65	2697	Pat Linehan	IRL 	29:02	4:35	1:21:19	4:24	50:24	2:49:42
66	2675	Jean Christophe Bonturi	FRA 	25:34	5:20	1:17:22	5:08	58:04	2:51:26
67	2725	Philippe Crefcoeur	BEL 	28:34	4:55	1:23:51	3:34	54:20	2:55:12
68	2704	Piotr Tomszys	POL 	34:20	4:26	1:22:21	3:58	50:33	2:55:37
69	2708	Jaap Kalkman	UAE 	34:48	6:12	1:19:57	5:08	49:55	2:55:58
70	2718	Luis Ricardo Duros	ARG 	32:53	4:45	1:23:51	5:22	53:55	3:00:44
71	2699	Yoshimitsu Kanai	JPN 	27:41	4:52	1:27:05	4:26	59:24	3:03:27
72	2731	Valmor Raimundo Machado Junior	BRA 	31:31	5:28	1:27:45	4:54	55:28	3:05:04
73	2740	Henry Alonso fernandez	COL 	34:59	6:36	1:27:36	4:02	52:30	3:05:41
74	2670	Miguel Sanchez Campos	ESP 	30:06	7:58	1:28:20	5:15	54:49	3:06:26
75	2707	Alan Hurter	UAE 	37:21	5:15	1:31:24	5:47	57:35	3:17:21
76	2659	Jose Antonio Escaño Montañez	ESP 	39:27	7:09	1:32:16	5:30	1:05:44	3:30:04

2023 World Triathlon Standard Age-Group Championships Pontevedra

Standard - Kategóriánkénti eredménylista

Nő 60-64 évesek

Kat.h.	Rsz	Név	Nemzet.	Úszás	1. Depo	Kerékpár	2. Depo	Futás	Cél idő
1	2490	Kerstin Mogull	SWE	24:48	4:25	1:13:56	4:13	46:41	2:34:02
2	2472	Hilary Briggs	GBR	27:07	3:43	1:14:01	3:42	48:30	2:37:02
3	2500	Robyn Williams	USA	22:52	4:56	1:18:10	4:34	46:43	2:37:13
4	2487	María Luisa Martínez Álvarez	MEX	24:31	3:46	1:20:19	3:28	48:36	2:40:39
5	2477	Lindsay Hobson	GBR	24:47	4:25	1:17:53	4:20	51:21	2:42:45
6	2478	Ruth Isaacs	GBR	27:09	4:32	1:23:35	3:00	46:22	2:44:37
7	2495	Pippa Michaels	USA	27:24	4:35	1:21:51	3:43	47:18	2:44:48
8	2474	Jill Carlin	GBR	28:09	4:38	1:15:44	3:53	52:57	2:45:19
9	2470	Silvia Ruiz Lucio	ESP	26:12	4:04	1:20:43	4:15	51:23	2:46:35
10	2482	Nicoletta Tonizzo	ITA	27:32	3:58	1:19:57	4:14	52:26	2:48:05
11	2489	Tina Van Wyk	RSA	25:35	5:40	1:20:52	5:16	52:00	2:49:22
12	2486	Sofía Larios Córdova	MEX	30:26	4:07	1:23:36	4:31	48:16	2:50:55
13	2488	Catherine Alderton	NZL	27:35	4:32	1:24:29	4:34	50:11	2:51:19
14	2485	Charlotte Victoria Margarita Jassan Von Rosen	MEX	27:58	4:56	1:21:59	4:52	51:37	2:51:20
15	2503	An Derweduwen	BEL	29:08	5:03	1:24:49	4:13	49:23	2:52:33
16	2480	Jill Rogers	GBR	27:36	4:03	1:27:00	4:20	49:59	2:52:56
17	2492	Caroline Butler	USA	29:26	5:26	1:22:57	4:15	54:14	2:56:17
18	2473	Ruth Bullen	GBR	29:22	4:13	1:27:17	3:41	51:52	2:56:24
19	2476	Debbie Heap	GBR	25:02	5:00	1:26:28	4:24	56:15	2:57:08
20	2509	Dana Hyláková	CZE	30:53	3:46	1:27:00	3:22	53:00	2:57:59
21	2499	Jeanine Watts	USA	27:27	5:48	1:26:03	4:31	54:39	2:58:26
22	2483	Midori Kurobane	JPN	30:34	5:25	1:30:43	4:38	47:35	2:58:53
23	2496	Rona Pasternak	USA	34:12	4:46	1:28:35	4:52	47:44	3:00:08
24	2505	Wanda Dubois	CAN	38:12	6:48	1:22:03	5:11	48:16	3:00:29
25	2504	Deborah DiGiuseppe	CAN	29:18	5:06	1:31:39	5:21	54:51	3:06:12
26	2475	Virginia Graham	GBR	31:49	4:57	1:20:56	4:46	1:04:37	3:07:03
27	2501	Judy Gebhart	AUS	31:21	5:17	1:28:44	4:15	59:37	3:09:13
28	2484	Aileen Gallegos de la Riva	MEX	30:40	6:32	1:28:31	5:44	1:00:54	3:12:20
29	2502	Margery Smith	AUS	29:40	4:39	1:36:32	5:05	57:35	3:13:29
30	2507	Kathy Mott	CAN	32:37	7:41	1:30:40	7:56	1:02:44	3:21:37
31	2508	Helen Robertson	CAN	33:42	5:10	1:34:15	4:32	1:05:32	3:23:09
32	2493	Stacy Creamer	USA	29:36	6:20	1:42:11	7:48	1:05:11	3:31:03
33	2491	Kathy Bohlman	USA	28:50	9:44	1:16:15	7:14	1:34:03	3:36:04
34	2506	Maureen Graszat	CAN	36:16	5:31	1:42:49	5:25	1:17:12	3:47:11
	2471	Gillian Barrett	GBR	31:13	4:38	—	—	—	—
	2481	Juliet Vickery	GBR	25:09	3:44	1:17:43	3:27	50:55	2:40:54

2023 World Triathlon Standard Age-Group Championships Pontevedra

Standard - Kategóriánkénti eredménylista





















Férfi 60-64 évesek

Kat.h.	Rsz	Név	Nemzet.	Úszás	1. Depo	Kerékpár	2. Depo	Futás	Cél idő
1	2566	Iain Campbell	USA	23:04	3:52	1:08:37	3:08	37:52	2:16:31
2	2561	Michael Trees	NZL	21:11	3:30	1:09:20	3:01	39:31	2:16:32
3	2575	William Schumann	USA	20:46	3:39	1:08:19	3:30	41:50	2:18:01
4	2536	Terry Johnson	GBR	22:53	3:28	1:04:56	3:16	44:25	2:18:58
5	2560	Stephen Farrell	NZL	22:08	3:10	1:10:37	3:08	41:23	2:20:23
6	2571	Rick Klutey	USA	21:16	3:39	1:11:12	3:14	41:49	2:21:08
7	2549	Carlo Simongini	ITA	24:37	3:08	1:12:47	3:03	39:02	2:22:35
8	2587	Kent Thexton	CAN	23:27	4:05	1:08:04	4:07	42:57	2:22:38
9	2576	Kyle Welch	USA	21:09	3:35	1:09:46	3:16	45:27	2:23:10
10	2535	Vincent Hounsome	GBR	24:16	3:58	1:07:20	3:39	45:24	2:24:34
11	2517	Miguel Isla Rodriguez	ESP	23:05	3:24	1:11:36	4:04	43:16	2:25:24
12	2559	Kenneth Blom	NOR	24:51	3:23	1:12:57	3:25	42:06	2:26:40
13	2513	Jesús Alberto Alonso Abad	ESP	25:44	4:10	1:09:45	3:17	43:53	2:26:48
14	2529	David Andrews	GBR	25:45	3:46	1:11:20	4:12	42:38	2:27:39
15	2530	David Ardley	GBR	22:05	4:09	1:09:37	3:20	48:52	2:28:02
16	2545	Siegfried Taube	GER	23:31	4:20	1:10:06	3:53	46:38	2:28:27
17	2581	Pedro angelo Bastos de oliveira lessa	BRA	23:16	4:37	1:15:18	4:32	41:14	2:28:55
18	2537	Martin Landells	GBR	24:49	3:49	1:14:47	3:07	43:07	2:29:37
19	2557	Ruud Van Herp	NED	27:50	3:47	1:11:19	3:43	43:40	2:30:16
20	2523	Mariano Sanchez De La Flor	ESP	29:58	4:42	1:07:41	4:01	44:01	2:30:21
21	2565	Curt Beutler	USA	22:57	4:27	1:13:39	4:20	45:14	2:30:34
22	2582	Christopher Caswell	CAN	22:23	3:56	1:10:16	4:55	49:09	2:30:37
23	2573	Sean Richardson	USA	20:05	3:23	1:21:30	3:36	42:46	2:31:18
24	2574	Gary Sauer	USA	25:47	3:33	1:15:55	3:30	42:59	2:31:42
25	2546	Owen Barron	IRL	31:35	3:40	1:11:30	3:10	42:09	2:32:02
26	2522	Jesus Angel Rodriguez Gonzalez	ESP	24:32	3:39	1:13:48	3:36	47:18	2:32:51
27	2569	Michael Hendrickson	USA	23:02	4:17	1:14:00	3:39	47:59	2:32:55
28	2527	Didier Marysael	FRA	24:59	4:14	1:11:11	4:02	49:01	2:33:25
29	2572	David Marsalli	USA	29:12	4:19	1:13:16	3:53	43:11	2:33:49
30	2547	Bernard Hanratty	IRL	28:16	4:28	1:14:15	3:36	45:02	2:35:35
31	2539	Paul Moore	GBR	24:08	3:48	1:14:52	3:55	49:17	2:35:58
32	2592	James Rolette	USA	27:03	4:02	1:13:18	4:11	47:51	2:36:23
33	2584	Darryl Parry	CAN	25:40	5:03	1:11:16	4:36	49:54	2:36:28
34	2516	Jose Humberto Gallidoro Del Monte	ESP	28:20	4:27	1:14:24	4:10	46:56	2:38:15
35	2534	Simon Hart	GBR	26:33	4:00	1:11:20	4:17	53:49	2:39:56
36	2550	Mizuo Ghingu	JPN	25:57	5:10	1:16:52	3:29	48:51	2:40:17
37	2558	Pim Veeger	NED	26:52	4:23	1:12:37	4:31	52:15	2:40:35
38	2551	Aivars Uzols	LAT	25:19	3:51	1:17:40	3:30	50:26	2:40:44
39	2570	Rob Kaufman	USA	26:12	3:55	1:15:00	4:26	51:46	2:41:17
40	2515	Javier Catusus Brise	ESP	24:11	4:32	1:18:11	5:02	49:28	2:41:23
41	2567	Edward Ellison	USA	24:22	4:02	1:20:50	4:06	48:47	2:42:03
42	2531	Chas Bickford-Smith	GBR	28:30	4:28	1:18:01	3:41	47:58	2:42:36
43	2521	José Rilo López	ESP	28:58	5:48	1:19:13	4:57	44:53	2:43:47
44	2564	Ian Taylor	POR	27:24	5:52	1:16:50	3:47	51:15	2:45:07
45	2541	Stuart Nash	GBR	27:31	4:26	1:13:29	3:59	55:50	2:45:13
46	2579	Jan D'hoedt	BEL	33:52	5:11	1:18:26	3:22	46:28	2:47:18
47	2532	Andy Bostock	GBR	31:50	4:19	1:18:39	4:18	48:49	2:47:53
48	2554	Martín Antonio Lara Puga	MEX	29:28	6:04	1:24:08	4:46	44:12	2:48:35
49	2520	Luis Redondo Badás	ESP	28:26	4:38	1:25:53	3:49	47:18	2:50:02
50	2519	Alvaro Ogando Espantoso	ESP	29:06	4:10	1:19:13	3:29	54:09	2:50:05
51	2525	Stephane Arblade	FRA	29:06	4:13	1:17:34	4:48	54:58	2:50:37
52	2540	Mark Murphy	GBR	28:48	4:26	1:21:31	4:00	52:43	2:51:26
53	2585	Mark Ryall	CAN	32:52	6:38	1:19:11	4:59	49:28	2:53:06

2023 World Triathlon Standard Age-Group Championships Pontevedra

Standard - Kategóriánkénti eredménylista




Férfi 60-64 évesek

Kat.h.	Rsz	Név	Nemzet.	Úszás	1. Depo	Kerékpár	2. Depo	Futás	Cél idő
54	2591	Petr Mejzlik	CZE 	28:33	4:36	1:17:47	4:39	58:19	2:53:53
55	2578	Franco Calvagna	BEL 	30:37	6:29	1:17:05	5:06	54:41	2:53:56
56	2580	Jean-Louis Molle	BEL 	29:14	4:59	1:20:59	3:56	54:50	2:53:56
57	2568	Mark Hanlon	USA 	27:19	4:35	1:22:21	4:31	56:05	2:54:49
58	2548	Nigel Taylor	IRL 	26:12	4:04	1:25:36	3:56	56:27	2:56:13
59	2563	Włodzimierz Lizak	POL 	30:23	4:56	1:24:13	5:09	51:35	2:56:15
60	2577	Craig Zelent	USA 	27:46	6:53	1:28:26	4:32	50:29	2:58:04
61	2555	Ramón Pereda Crespo	MEX 	25:32	5:31	1:22:53	5:59	59:33	2:59:26
62	2538	Frederick Latham	GBR 	30:43	4:39	1:31:39	3:38	49:00	2:59:38
63	2556	Ignacio Vidaña Romero	MEX 	34:09	6:11	1:21:40	6:40	51:52	3:00:30
64	2586	Greg Shulman	CAN 	27:22	7:00	1:26:29	5:21	57:07	3:03:17
65	2589	Jim Whitestone	CAN 	31:41	4:33	1:27:04	4:53	55:51	3:04:00
66	2583	Michael King	CAN 	30:55	5:15	1:27:11	5:57	55:19	3:04:34
67	2590	Hernando Muñoz Rojas	COL 	28:39	5:01	1:31:06	4:40	1:04:05	3:13:30
68	2553	Gerardo Gabriel González Fernández	MEX 	31:50	6:34	1:28:48	7:00	1:00:15	3:14:24
69	2514	Jaume Amill Miralles	ESP 	34:55	8:56	1:33:21	5:41	54:30	3:17:20
70	2588	Jim Wernham	CAN 	32:30	4:03	1:36:02	4:21	1:02:45	3:19:39
71	2562	Conrad Young	NZL 	35:20	5:55	1:32:20	5:03	1:03:49	3:22:24
72	2524	Manuel Alfilio Vales Bahamonde	ESP 	28:12	5:42	1:28:52	4:34	1:18:06	3:25:25
2533		Andy Bourne	GBR 	20:23	3:32	—	—	—	—

2023 World Triathlon Standard Age-Group Championships Pontevedra

Standard - Kategóriánkénti eredménylista

Nő 65-69 évesek

Kat.h.	Rsz	Név	Nemzet.	Úszás	1. Depo	Kerékpár	2. Depo	Futás	Cél idő
1	2387	Linda Russell-Bond	GBR 	24:09	3:52	1:21:07	3:43	48:40	2:41:30
2	2388	Marijke Zeekant	NED 	24:05	3:48	1:17:11	3:41	54:12	2:42:55
3	2386	Penny Rother	GBR 	24:13	3:48	1:17:05	3:34	54:43	2:43:21
4	2390	Julie Billingsley	USA 	25:05	4:59	1:19:47	4:53	51:04	2:45:46
5	4396	Lisa Swain	USA 	31:26	5:48	1:21:14	4:31	49:16	2:52:12
6	2397	Donna Smyers	USA 	29:57	5:16	1:21:55	4:28	53:28	2:55:01
7	2402	Madeleine Beaupre	CAN 	30:11	7:43	1:23:50	5:42	49:40	2:57:03
8	2400	Jenny Gilbert	AUS 	28:54	4:30	1:23:20	4:26	57:09	2:58:17
9	2385	Sally Marples	GBR 	29:41	4:57	1:24:26	4:12	56:08	2:59:23
10	2395	Susan Olesky	USA 	33:42	4:57	1:25:32	5:10	55:32	3:04:52
11	2391	Deborah Burnet	USA 	28:15	6:13	1:30:30	5:43	56:41	3:07:20
12	2401	Hedla Lopes	BRA 	27:22	6:10	1:30:57	5:38	58:34	3:08:39
13	2399	Annie Warr	USA 	33:51	7:52	1:28:54	5:52	58:22	3:14:48
14	2392	Sheila Cotter	USA 	33:52	4:18	1:31:00	4:43	1:00:58	3:14:48
15	2394	Lindsay Farrell	USA 	32:22	6:08	1:29:08	5:03	1:05:14	3:17:53
16	2403	Pam Moore	CAN 	33:35	5:52	1:34:14	4:52	1:00:52	3:19:23
17	2389	Elizabeth Baumgarten	USA 	32:18	6:50	1:28:01	6:09	1:07:27	3:20:43
18	2393	Terry Dykshorn	USA 	33:58	6:17	1:36:31	6:45	1:05:53	3:29:22
19	2404	Liz Vanderkruk	CAN 	59:45	4:55	1:32:27	4:38	53:59	3:35:42
20	2396	Carolyn Shea	USA 	37:12	6:27	1:47:36	5:50	58:55	3:35:58

2023 World Triathlon Standard Age-Group Championships Pontevedra

Standard - Kategóriánkénti eredménylista

Férfi 65-69 évesek

Kat.h.	Rsz	Név	Nemzet.	Úszás	1. Depo	Kerékpár	2. Depo	Futás	Cél idő
1	2411	Denis Pierrat	FRA	23:24	3:15	1:07:50	3:46	43:38	2:21:51
2	2445	Tony Schiller	USA	24:18	3:22	1:10:45	2:58	43:29	2:24:50
3	2433	Alfi Caprez	SUI	22:54	3:33	1:10:36	3:20	48:28	2:28:48
4	2425	Lothar Stall	GER	22:41	3:55	1:11:39	3:24	48:25	2:30:01
5	2446	Michael Speranza	USA	26:39	4:03	1:12:05	3:44	45:07	2:31:36
6	2414	Martin Cook	GBR	26:25	4:01	1:13:57	3:36	44:47	2:32:45
7	2413	Robert Atkinson	GBR	31:45	4:35	1:13:58	3:40	38:51	2:32:48
8	2463	Tim Weber	CAN	26:15	4:10	1:10:49	4:07	48:30	2:33:49
9	2415	Richard Dunbabin	GBR	25:44	3:48	1:15:19	3:16	47:30	2:35:35
10	2448	Jim Taylor	USA	27:24	3:38	1:17:11	3:06	44:34	2:35:51
11	2424	Ralf Laermann	GER	28:12	3:30	1:14:17	3:13	47:13	2:36:22
12	2408	Daniel Cifrian Perez	ESP	26:06	4:11	1:17:24	3:57	45:03	2:36:40
13	2422	Alexander Graham Whyte	GBR	28:05	3:52	1:13:44	3:35	47:52	2:37:06
14	2418	Nicholas Holmes	GBR	28:32	3:28	1:16:16	3:37	45:19	2:37:10
15	2444	Jon Ronat	USA	27:11	4:40	1:14:15	4:23	47:59	2:38:26
16	2439	Mark Drangsholt	USA	29:17	3:39	1:15:00	3:35	48:25	2:39:55
17	2460	Richard Swerhun	CAN	27:55	5:10	1:17:42	3:35	47:17	2:41:36
18	2429	Raúl Ulloa Cruz	MEX	25:17	5:21	1:19:55	3:32	47:46	2:41:48
19	2438	Bryn Douds	USA	27:10	5:12	1:18:09	4:03	47:51	2:42:25
20	2441	James Huguenard	USA	25:53	4:30	1:17:03	3:57	51:48	2:43:10
21	2426	Trausti Valdimarsson	ISL	27:41	4:33	1:17:42	4:12	49:24	2:43:30
22	2449	Eli Tepperberg	USA	29:32	4:18	1:16:39	3:54	49:25	2:43:47
23	2442	Thomas Loranger	USA	28:23	5:00	1:18:38	3:43	48:17	2:43:59
24	2409	Jaime Bautista Fernandez Rabago	ESP	30:21	4:55	1:15:51	3:43	49:30	2:44:19
25	2461	Kevin Switzer	CAN	28:40	5:09	1:17:49	3:50	49:37	2:45:03
26	2436	Maurizio Bonacini	USA	29:40	5:10	1:15:25	4:18	50:36	2:45:07
27	2410	Martin Sanz De La Hoz	ESP	28:03	5:33	1:20:07	4:10	47:35	2:45:27
28	2457	Paul Miller	CAN	26:40	5:22	1:16:00	4:33	53:25	2:45:58
29	2453	Bruce Williams	USA	25:28	5:32	1:16:46	4:50	53:25	2:45:59
30	2447	David Stygar	USA	28:59	4:52	1:20:20	4:05	48:00	2:46:14
31	2437	John Cassimatis	USA	26:46	5:27	1:21:41	4:32	47:58	2:46:22
32	2452	Steven Wade	USA	26:34	3:55	1:17:50	3:59	55:13	2:47:28
33	2419	Martin Hopwood	GBR	27:49	4:18	1:18:51	3:41	53:30	2:48:07
34	2454	Graeme Beattie	AUS	27:56	5:05	38:44	42:36	54:59	2:49:18
35	2440	Douglas Hill	USA	28:51	5:02	1:18:53	4:37	53:22	2:50:43
36	2451	George Van Meter	USA	26:28	4:00	1:23:26	3:57	52:54	2:50:43
37	2459	Rob Robertson	CAN	30:57	4:34	1:23:05	3:56	49:55	2:52:25
38	2420	Simon Puttock	GBR	30:13	6:18	1:23:02	4:15	49:36	2:53:22
39	2430	Arturo Valencia Del Toro	MEX	32:03	4:24	1:22:36	3:43	50:54	2:53:38
40	2416	Malcolm Frost	GBR	30:53	5:06	1:20:18	4:36	52:48	2:53:39
41	2421	David Tolson	GBR	32:58	4:43	1:20:27	3:38	52:25	2:54:09
42	2456	Barry Lipp	AUS	27:20	6:20	1:26:02	4:54	49:38	2:54:11
43	2428	Melchor Antonio Conejo Pérez	MEX	26:51	5:28	1:23:11	4:45	55:08	2:55:20
44	2443	Fred Pepper	USA	27:52	6:09	1:26:30	4:41	50:14	2:55:24
45	2455	Gilbert Burton	AUS	29:42	4:47	1:21:42	4:52	55:04	2:56:05
46	2450	Ferris Thompson	USA	25:25	4:59	1:22:18	4:58	59:22	2:57:00
47	2458	Carm Morra	CAN	28:11	5:53	1:27:01	5:58	57:26	3:04:27
48	2423	Martin Epkenhans	GER	29:35	5:21	1:37:55	4:02	59:59	3:16:51
49	2427	Yoshio Fujimura	JPN	34:40	7:08	1:32:08	6:05	58:44	3:18:44
50	2464	Jesus edgar Galeano mejia	COL	37:14	7:05	1:42:37	5:08	51:57	3:24:01
51	2434	Ting-Pin Tseng	TPE	38:34	7:31	1:33:02	6:57	1:06:38	3:32:39
52	2122	Pedro Vizcaya-Guarin	COL	37:51	4:19	1:37:52	5:39	1:07:33	3:33:12
53	2435	Marius Strydom	UAE	37:17	5:42	1:35:29	6:00	1:09:11	3:33:38

2023 World Triathlon Standard Age-Group Championships Pontevedra

Standard - Kategóriánkénti eredménylista

















Férfi 65-69 évesek

Kat.h.	Rsz	Név	Nemzet.	Úszás	1. Depo	Kerékpár	2. Depo	Futás	Cél idő
54	2462	Brian Tsuji	CAN 	38:39	8:30	2:00:33	8:39	1:31:54	4:28:13
	2417	Chris Goulden	GBR 	22:11	3:59	—	—	—	—

2023 World Triathlon Standard Age-Group Championships Pontevedra

Standard - Kategóriánkénti eredménylista

Nő 70-74 évesek

Kat.h.	Rsz	Név	Nemzet.	Úszás	1. Depo	Kerékpár	2. Depo	Futás	Cél idő
1	2349	Janet Mackay Thompson	CAN 	35:48	4:15	1:33:19	4:12	54:19	3:11:52
2	2334	Lesley Kernaghan	GBR 	34:02	4:53	1:33:15	4:34	57:40	3:14:22
3	2347	Louise Atkinson Clark	CAN 	37:13	6:36	1:27:11	6:02	59:09	3:16:09
4	2335	Ann Burton	USA 	36:04	6:50	1:31:09	7:02	1:07:54	3:28:57
5	2337	Denise Cooksey	USA 	40:46	5:59	1:35:39	5:12	1:05:55	3:33:30
6	2344	Sue Reynolds	USA 	31:07	5:36	1:32:57	5:25	1:20:14	3:35:16
7	2342	Patti Peterson	USA 	36:26	5:34	1:31:19	4:44	1:18:08	3:36:09
8	2341	Cande Olsen	USA 	36:03	7:15	1:46:48	5:18	1:03:59	3:39:21
9	2340	Suzanne Mink	USA 	35:51	7:25	1:45:01	5:49	1:13:04	3:47:07
10	2346	Heather Woodruff	USA 	37:21	6:26	1:48:19	6:44	1:21:00	3:59:49
11	2336	Marj Carpenter	USA 	42:43	9:33	1:44:33	7:33	1:21:43	4:06:02
12	2339	Helen Kaiser	USA 	36:23	10:41	1:35:29	8:48	1:34:59	4:06:17
13	2343	Penny Popp	USA 	48:24	8:38	1:50:39	6:55	1:22:10	4:16:44
14	2350	Sharon Purdy	CAN 	40:25	14:23	1:58:50	8:15	1:27:55	4:29:46
	2338	Marie Freeland	USA 	44:31	8:17	2:16:40	12:46	1:16:11	4:38:22
	2348	Susan Bennett	CAN 	43:04	10:42	2:45:52	11:58	—	—

2023 World Triathlon Standard Age-Group Championships Pontevedra

Standard - Kategóriánkénti eredménylista

Férfi 70-74 évesek

Kat.h.	Rsz	Név	Nemzet.	Úszás	1. Depo	Kerékpár	2. Depo	Futás	Cél idő
1	2354	Francisco Javier Andreu Posse	ESP	29:36	5:25	1:17:41	4:26	50:40	2:47:46
2	2360	James Hoadley	GBR	31:06	3:54	1:18:04	3:39	52:24	2:49:06
3	2364	Bernd Stegmann	GER	28:31	4:20	1:19:59	3:44	53:43	2:50:15
4	2365	Ren Oyake	JPN	29:58	4:39	1:20:22	4:31	51:53	2:51:21
5	2377	Paul Sharman	USA	32:37	5:20	1:19:21	4:49	51:23	2:53:29
6	2375	Jonathan Reik	USA	27:50	4:41	1:24:32	4:28	53:58	2:55:27
7	2362	Christopher Owens	GBR	28:25	4:19	1:23:06	4:08	56:25	2:56:20
8	2363	Jeremy Winter	GBR	34:58	4:42	1:22:14	4:13	50:29	2:56:34
9	2358	John Harley	GBR	36:39	4:55	1:19:08	4:37	51:33	2:56:49
10	2357	Philip Courtney	GBR	36:35	5:32	1:19:13	5:12	52:57	2:59:28
11	2378	Jose Alberto Maimone	ARG	27:22	6:34	1:26:14	5:10	55:44	3:01:02
12	2356	Jose Muñoz Vega	ESP	37:37	6:40	1:22:42	4:51	50:10	3:01:58
13	2370	John Austin	USA	33:36	6:33	1:26:25	4:59	51:30	3:03:02
14	2376	Rich Rovang	USA	34:40	5:44	1:27:23	4:54	50:46	3:03:24
15	2373	Jim Fuller	USA	28:41	6:31	1:30:02	4:50	54:20	3:04:22
16	2372	David Conover	USA	28:52	7:04	1:24:24	7:25	58:13	3:05:56
17	2374	John Hazen	USA	32:23	6:15	1:23:06	4:45	1:00:40	3:07:07
18	2367	Luis Guzmán Estrada	MEX	36:44	5:55	1:36:58	4:52	50:53	3:15:20
19	2379	Michael Dwyer	USA	33:56	6:56	1:29:13	5:36	1:00:41	3:16:21
20	2369	Paweł Sobczak	POL	43:15	7:08	1:27:38	5:08	1:01:00	3:24:07
21	2355	Fernando Cabezas dapena	ESP	41:56	14:35	1:38:18	6:31	52:47	3:34:05
22	2368	Gregorio Jacobo Ramírez Vukovich	MEX	40:33	8:55	1:40:19	5:14	1:07:55	3:42:55
23	2366	Gilberto Almazán Guerrero	MEX	38:44	8:51	1:31:50	8:31	1:27:17	3:55:11
	2371	Steve Bell	USA	34:00	7:24	25:48	—	—	—
	2361	Barry Jameson	GBR	31:10	5:20	44:38	—	—	—

2023 World Triathlon Standard Age-Group Championships Pontevedra

Standard - Kategóriánkénti eredménylista














Nő 75-79 évesek

Kat.h.	Rsz	Név	Nemzet.	Úszás	1. Depo	Kerékpár	2. Depo	Futás	Cél idő
1	2295	Inge Stettner	GER 	38:36	6:24	1:36:03	5:16	1:02:16	3:28:33
2	2298	Mary Hager	USA 	35:46	7:35	1:32:42	6:07	1:11:44	3:33:51
3	2296	Deborah Bliss	USA 	46:31	7:20	1:43:19	5:07	1:13:50	3:56:05
4	2297	Chary Griffin	USA 	43:16	7:54	1:48:03	6:48	1:14:21	4:00:19
5	2292	Sandra Abrams	GBR 	35:59	9:29	1:59:36	7:40	1:12:09	4:04:51

2023 World Triathlon Standard Age-Group Championships Pontevedra

Standard - Kategóriánkénti eredménylista



Férfi 75-79 évesek

Kat.h.	Rsz	Név	Nemzet.	Úszás	1. Depo	Kerékpár	2. Depo	Futás	Cél idő
1	2316	John Allen	AUS 	31:53	5:48	1:27:53	4:56	51:49	3:02:17
2	2306	Richard File	GBR 	33:10	6:00	1:21:55	4:31	59:04	3:04:39
3	2320	Gary Pelletier	CAN 	36:26	4:28	1:20:09	4:43	59:03	3:04:48
4	2304	Guy Fritz	FRA 	42:47	6:29	1:24:54	5:16	48:00	3:07:24
5	2315	Michael Zinn	USA 	37:10	4:42	1:24:21	4:40	1:07:44	3:18:35
6	2308	Steve Walsh	GBR 	35:48	5:50	1:30:45	4:37	1:03:06	3:20:05
7	2312	John Allen	USA 	37:48	11:25	1:41:33	5:54	58:35	3:35:14
8	2305	David Abrams	GBR 	38:57	6:59	1:40:14	6:17	1:05:08	3:37:33
9	2309	Giovanni Pardini	ITA 	45:09	8:19	1:41:04	6:42	1:23:47	4:04:59
10	2310	Albaro Virgilio Montes Ramos	MEX 	45:27	10:27	1:52:02	10:41	1:31:56	4:30:31
	2318	Walter Schmidinger	AUT 	47:36	6:15	—	—	—	—
	2319	Jan Jagodzinski	CAN 	39:37	—	—	—	—	—
	2313	David Blakesley	USA 	42:15	12:45	1:53:39	9:40	1:32:58	4:31:15

2023 World Triathlon Standard Age-Group Championships Pontevedra

Standard - Kategóriánkénti eredménylista








Nő 80-84 évesek

Kat.h.	Rsz	Név	Nemzet.	Úszás	1. Depo	Kerékpár	2. Depo	Futás	Cél idő
1	2300	Peggy McDowell-Cramer	USA 	40:37	8:44	1:58:45	6:46	1:40:54	4:35:45
	2299	Sibyl Jacobson	USA 	51:11	10:08	2:22:46	9:19	—	—

2023 World Triathlon Standard Age-Group Championships Pontevedra

Standard - Kategóriánkénti eredménylista

Férfi 80-84 évesek

Kat.h.	Rsz	Név	Nemzet.	Úszás	1. Depo	Kerékpár	2. Depo	Futás	Cél idő
1	2329	Robert Plant	USA 	36:03	7:25	1:40:10	5:49	1:02:27	3:31:52
2	2323	Gherardo Mercati	ITA 	44:19	10:50	1:40:47	5:21	1:20:09	4:01:24
3	2322	Francisco Rodriguez Agredano	ESP 	41:57	7:00	1:54:36	7:38	1:20:17	4:11:26
4	2325	Raymond Eastwood	USA 	45:47	11:20	1:44:10	7:54	1:25:12	4:14:21
	2327	Robert Levy	USA 	54:37	17:53	2:10:23	8:36	—	—
	2328	John Martin	USA 	47:52	24:48	2:30:49	10:26	—	—
	2326	Neal Genda	USA 	44:54	13:30	1:53:35	7:35	1:42:50	4:42:22