

MD Triathlon European Championships - Bilbao

AquaBike - Nemenkénti eredménylista

Női Abszolút

Hely.	Kat.h.	Rsz	Név	Nemzet.	Swim	1. Depo	Kerékpár	Cél idő
1	1	7250	Amy Pritchard	GBR	29:43	4:23	2:22:42	2:56:47
2	1	7255	Virginia Berasategi Luna	ESP	30:55	3:37	2:23:49	2:58:20
3	1	7201	Julie Balcarova	CZE	31:52	3:46	2:28:05	3:03:41
4	1	7233	Babette Fokkens-Ancery	NED	34:05	4:38	2:26:06	3:04:47
5	1	7207	Irati Mendi Garcia	ESP	28:12	6:11	2:31:39	3:06:02
6	2	7252	Sandra Wirth	GER	32:27	4:30	2:29:59	3:06:55
7	2	7210	Dominika Josefova	CZE	30:07	3:35	2:33:59	3:07:39
8	2	7222	Ainara Benavente Babace	ESP	37:55	5:36	2:26:30	3:10:00
9	3	7232	Emma Williams	GBR	32:15	5:02	2:34:25	3:11:40
10	1	7213	Grace Gilbert	GBR	33:29	4:40	2:33:32	3:11:40
11	1	7311	Gabriele Keck	GER	31:46	6:01	2:34:13	3:12:00
12	2	7309	Kathryn Thomas	GBR	30:45	4:43	2:39:07	3:14:34
13	2	7276	Elke Schoenhardt	GER	34:57	4:35	2:35:38	3:15:09
14	4	7224	Ziortza Villa Villanueva	ESP	35:02	5:52	2:34:25	3:15:17
15	3	7209	Tami Stützel	GER	31:51	4:06	2:39:44	3:15:40
16	5	7221	Carolina Bas LÓpez	ESP	33:28	4:49	2:38:49	3:17:05
17	1	7341	Andrea Nightingale	GBR	37:14	5:31	2:35:12	3:17:56
18	1	7317	Maria Isabel Morillas Fernandez	ESP	35:21	4:51	2:38:14	3:18:24
19	3	7249	Hilary Powell	GBR	32:47	4:22	2:41:49	3:18:57
20	4	7246	Claire Martin	GBR	34:08	6:57	2:38:28	3:19:32
21	3	7292	Fay Barrington	GBR	37:25	4:50	2:38:28	3:20:42
22	2	7211	Jade Anstis	GBR	37:52	5:35	2:37:38	3:21:04
23	3	7261	Kathryn Bond	GBR	36:52	5:37	2:38:42	3:21:11
24	4	7312	Cathy Cunningham	IRL	33:50	4:35	2:43:58	3:22:22
25	4	7263	Anna Cullen	GBR	35:41	5:51	2:41:17	3:22:49
26	5	7259	Itziar Yarritu Losa	ESP	33:15	5:49	2:44:56	3:23:58
27	5	7302	Sarah Kelman	GBR	38:29	5:49	2:40:01	3:24:18
28	6	7264	Alyse Graham	GBR	34:28	4:47	2:45:11	3:24:24
29	7	7278	Celine Mc Phillips	IRL	36:15	4:18	2:44:08	3:24:40
30	6	7293	Sarah Brown	GBR	35:42	5:12	2:44:35	3:25:29
31	3	7212	Sara Deakin	GBR	37:20	4:33	2:43:54	3:25:46
32	5	7237	Catherine Hollings .	ESP	34:19	5:38	2:46:01	3:25:57
33	7	7298	Eleanor Hains	GBR	34:12	6:22	2:45:32	3:26:05
34	8	7266	Victoria Harrison	GBR	36:04	5:30	2:44:49	3:26:22
35	9	7267	Elizabeth Mayon White	GBR	36:25	5:32	2:44:30	3:26:26
36	8	7303	Susie Peart	GBR	37:39	5:32	2:43:29	3:26:40
37	2	7332	Sabine Greipel	AUT	31:45	5:01	2:51:00	3:27:45
38	1	7202	Berta Estragués Higuero	ESP	36:14	5:13	2:47:24	3:28:51
39	6	7229	Louise Kedge	GBR	36:26	5:40	2:50:18	3:32:23
40	10	7265	Claire Gregory	GBR	38:36	7:03	2:47:56	3:33:34
41	2	7346	Annette Fuglsang Owens	DEN	38:03	5:18	2:50:56	3:34:15
42	11	7270	Rachel Pearsons	GBR	39:51	6:46	2:47:55	3:34:30
43	3	7345	Claudia Kreuzberg	GER	41:32	8:28	2:45:54	3:35:54
44	6	7244	Clare Furze	GBR	39:29	6:04	2:51:08	3:36:40
45	12	7273	Alison Stedeford	GBR	38:57	6:06	2:51:44	3:36:47
46	7	7231	Emma Whysall	GBR	37:18	5:38	2:54:56	3:37:51
47	8	7230	Raya Usher	GBR	36:50	6:10	2:55:03	3:38:02
48	7	7240	Clare Crabtree	GBR	36:29	6:52	2:55:27	3:38:47
49	4	7339	Elizabeth Holden	GBR	37:00	8:15	2:53:42	3:38:56
50	9	7282	Belen Aragón Segura	ESP	36:58	7:32	2:55:19	3:39:49
51	8	7251	Kelly Smith	GBR	42:22	6:16	2:51:12	3:39:50
52	3	7324	Mary Knowles	GBR	37:49	6:39	2:55:47	3:40:14
53	4	7329	Sarah Thompson	GBR	40:42	7:27	2:52:09	3:40:17

MD Triathlon European Championships - Bilbao

AquaBike - Nemenkénti eredménylista









Női Abszolút

Hely.	Kat.h.	Rsz	Név	Nemzet.	Swim	1. Depo	Kerékpár	Cél idő
54	4	7218	Emily Todd	GBR	35:37	5:50	2:58:54	3:40:20
55	9	7242	Felicity Dolleymore	GBR	35:58	5:36	2:58:56	3:40:29
56	10	7288	Judith Lluent Vallet	ESP	38:35	6:10	2:55:58	3:40:41
57	13	7277	Daniela Toscano	GER	43:22	7:32	2:49:57	3:40:49
58	11	7307	Carina Taylor	GBR	35:48	5:36	2:59:31	3:40:54
59	5	7338	Anne Grant	GBR	43:33	7:59	2:49:38	3:41:09
60	10	7239	Nicki Broad	GBR	43:47	5:00	2:53:05	3:41:51
61	5	7214	Victoria McMurtha	GBR	40:04	8:08	2:53:57	3:42:08
62	1	7349	Liz Ball	GBR	44:21	7:31	2:50:25	3:42:16
63	5	7325	Lorraine Masterton	GBR	34:08	5:29	3:02:50	3:42:26
64	12	7300	Lisa Hill	GBR	38:38	6:15	2:57:34	3:42:27
65	14	7268	Emma McDermott	GBR	34:52	4:43	3:03:14	3:42:48
66	11	7238	Marion Lagorce	FRA	40:51	5:01	2:57:10	3:43:02
67	6	7337	Claire Graham	GBR	45:57	6:42	2:50:36	3:43:14
68	13	7299	Amanda Harris	GBR	44:59	5:25	2:53:17	3:43:41
69	12	7243	Suzy Esser	GBR	37:48	5:51	3:00:16	3:43:53
70	2	7203	Lidia Moreno Moragas	ESP	40:13	8:02	2:55:41	3:43:55
71	6	7330	Rachael Vincent	GBR	38:23	9:23	2:56:22	3:44:07
72	7	7320	Kathryn Butt	GBR	36:09	5:45	3:02:21	3:44:14
73	8	7319	Dawn Addison Moss	GBR	37:39	6:36	3:01:47	3:46:02
74	9	7226	Lucy Edwards	GBR	39:26	7:31	2:59:51	3:46:46
75	9	7321	Melanie Clarke	GBR	39:22	5:06	3:02:30	3:46:57
76	13	7245	Clíodhna Kennedy	GBR	42:39	6:41	2:57:38	3:46:58
77	7	7340	Claire Jackson	GBR	38:11	9:12	3:00:31	3:47:53
78	14	7247	Kate Miller	GBR	37:40	6:07	3:04:10	3:47:56
79	6	7215	Alice Murphy	GBR	35:15	7:17	3:05:57	3:48:28
80	15	7275	Claudia Klok	GER	40:47	7:06	3:01:18	3:49:10
81	10	7318	Inmaculada Sánchez Belis	ESP	36:47	10:32	3:01:56	3:49:14
82	2	7350	Theresa Frost	GBR	36:26	8:14	3:05:26	3:50:05
83	15	7236	Isidora Caballero Sanchez	ESP	34:23	6:14	3:09:31	3:50:08
84	14	7296	Catherine Else	GBR	40:39	5:52	3:03:46	3:50:16
85	16	7269	Carol Merritt	GBR	38:25	6:02	3:07:55	3:52:21
86	8	7342	Miriam Rennet	GBR	45:01	5:39	3:02:12	3:52:51
87	15	7291	Aileen Alberts	GBR	41:01	7:17	3:05:24	3:53:41
88	16	7305	Tracey Sample	GBR	40:49	8:32	3:04:56	3:54:16
89	10	7227	Sarah-Jayne Graves	GBR	36:31	4:03	3:16:22	3:56:54
90	7	7219	Alexandra Tourbassova	GBR	41:56	7:18	3:07:54	3:57:07
91	4	7208	Sally Mcdowall	GBR	40:02	6:56	3:10:41	3:57:39
92	17	7258	Miren Eukene San Jose Fernandez	ESP	47:59	6:20	3:03:58	3:58:16
93	9	7344	Andi Husz	GER	37:52	9:42	3:14:21	4:01:53
94	3	7352	Joanna Lewis	GBR	39:22	7:28	3:15:05	4:01:54
95	11	7326	Carol Murray	GBR	37:25	7:20	3:17:17	4:02:02
96	17	7286	Yolanda Garcia Cotobal	ESP	40:50	5:05	3:17:13	4:03:07
97	12	7322	Kath Finn	GBR	39:07	15:31	3:08:32	4:03:09
98	18	7290	Laura Sararols Ramsay	ESP	45:34	8:25	3:09:57	4:03:55
99	18	7257	Marta Madariaga Amat	ESP	38:13	6:23	3:19:31	4:04:07
100	10	7335	Carmen Francesch	ESP	39:04	9:12	3:16:09	4:04:24
101	19	7289	Helen Jane Sanderson	ESP	33:48	6:42	3:24:18	4:04:48
102	11	7343	Ursula Ryder	GBR	36:19	6:36	3:22:29	4:05:23
103	19	7271	Sarah Russ	GBR	38:43	6:39	3:20:44	4:06:05
104	11	7223	Amaia Pernia Miranda	ESP	40:38	8:35	3:19:00	4:08:12
105	20	7310	Alyson Whyatt	GBR	46:40	5:58	3:16:40	4:09:17
106	13	7328	Diane Spencer	GBR	44:42	9:07	3:15:43	4:09:32

MD Triathlon European Championships - Bilbao

AquaBike - Nemenkénti eredménylista

Női Abszolút

Hely.	Kat.h.	Rsz	Név	Nemzet.	Swim	1. Depo	Kerékpár	Cél idő
107	3	7205	Paige Mcleod	GBR 	38:23	5:57	3:26:57	4:11:16
108	21	7294	Lisa Clarke	GBR 	41:06	7:23	3:23:32	4:12:00
109	22	7287	Nerea Lareki De Juan	ESP 	43:33	8:38	3:21:29	4:13:39
110	12	7336	Cathy Booth	GBR 	46:57	6:29	3:30:10	4:23:35
111	4	7351	Stella Lever	GBR 	48:34	7:50	3:35:03	4:31:26
		7260	Sharon Black	GBR 	37:35	7:59	—	—
		7285	María Fernández García-Revilla	ESP 	35:53	10:18	—	—
		7354	Anne Fish	GBR 	48:47	10:49	—	—

MD Triathlon European Championships - Bilbao

AquaBike - Nemenkénti eredménylista

Férfi Abszolút

Hely.	Kat.h.	Rsz	Név	Nemzet.	Swim	1. Depo	Kerékpár	Cél idő
1	1	7016	Adam Lambrechts	BEL	27:06	3:43	2:08:55	2:39:43
2	1	7023	Kris Whitelaw	GBR	31:18	3:57	2:11:27	2:46:42
3	2	7015	Ross Hamilton	IRL	31:14	3:47	2:11:59	2:46:59
4	1	7109	Oliver Rau	GER	30:37	3:34	2:16:41	2:50:51
5	1	7036	Victor Sánchez García	ESP	32:30	3:47	2:14:49	2:51:05
6	1	7064	Benoit Bely	GBR	34:14	3:51	2:14:25	2:52:30
7	2	7062	Daniel Pla Aguilar	ESP	34:12	5:46	2:12:58	2:52:56
8	2	7034	Javier Rodriguez Alonso	ESP	32:02	3:37	2:17:46	2:53:24
9	1	7008	Ben Kent	GBR	32:49	3:27	2:17:31	2:53:45
10	2	7003	Sebastian Bodilly	GBR	33:57	4:27	2:15:36	2:53:59
11	2	7097	Wayne Hitchcott	GBR	33:44	4:21	2:16:20	2:54:24
12	1	7171	Alexander Schawalder	SUI	30:26	5:09	2:18:57	2:54:32
13	2	7024	Fabian Junk	GER	34:58	4:41	2:15:35	2:55:14
14	3	7053	Piotr Kurek	POL	28:44	3:26	2:23:15	2:55:24
15	3	7108	Georg Harbauer	GER	31:41	3:49	2:20:36	2:56:05
16	3	7057	Manuel Angel Froiz Agudo	ESP	30:56	4:20	2:21:05	2:56:21
17	4	7107	Simon Wood	GBR	31:34	4:13	2:20:44	2:56:30
18	4	7035	Ramiro Romero Fresneda	ESP	33:42	4:49	2:18:33	2:57:04
19	3	7014	Mikel Txopitea Elorriaga	ESP	34:33	5:34	2:17:40	2:57:46
20	5	7083	Javier Cerdeira Melero	ESP	31:08	7:06	2:19:50	2:58:03
21	3	7019	Olivier Hiesse	FRA	32:25	4:26	2:21:32	2:58:23
22	6	7110	Thomas Schmittinger	GER	32:29	4:26	2:21:36	2:58:30
23	3	7002	Adrian Cea Fol	ESP	33:07	4:28	2:21:47	2:59:22
24	5	7030	David Marti Codina	ESP	36:07	4:23	2:19:23	2:59:52
25	6	7048	Andy Tourell	GBR	32:09	3:33	2:24:42	3:00:24
26	4	7063	Albert Serra Mingorance	ESP	34:54	5:48	2:19:49	3:00:30
27	7	7045	Nathan Morgan	GBR	36:03	4:32	2:20:51	3:01:25
28	8	7028	Jose Luis Bueno Rojas	ESP	34:16	4:12	2:23:03	3:01:29
29	9	7042	Andrew Gowland	GBR	28:40	5:39	2:27:26	3:01:44
30	5	7067	Sean Collins	GBR	28:53	4:24	2:28:39	3:01:55
31	1	7143	Peter Schott	AUT	30:05	4:27	2:27:57	3:02:28
32	6	7077	David Smelt	GBR	31:44	5:03	2:26:27	3:03:13
33	7	7066	Richard Bysouth	GBR	34:29	4:35	2:24:30	3:03:33
34	8	7061	Rubén Masnou Ribas	ESP	33:04	3:27	2:27:09	3:03:39
35	2	7172	Bernhard Mesicek	AUT	33:56	8:23	2:21:23	3:03:41
36	2	7141	Michael Bock	GER	30:50	3:54	2:29:00	3:03:42
37	7	7082	Juan Ramón Castillo Piedra	ESP	32:44	5:40	2:25:25	3:03:48
38	1	7001	Álvaro Cabrero Gutiérrez	ESP	33:03	4:43	2:26:18	3:04:04
39	3	7119	Gonzalo Gorostiza Arrillaga	ESP	30:38	5:31	2:28:10	3:04:18
40	3	7155	Paul Donnelly	GBR	33:45	4:53	2:25:55	3:04:31
41	4	7012	Mikelats Ardanaz Olaiz	ESP	34:12	4:24	2:25:58	3:04:33
42	9	7072	Rob Moon	GBR	37:31	5:58	2:22:02	3:05:30
43	8	7086	Jose Antonio Fernandez Perez	ESP	35:09	5:08	2:25:17	3:05:34
44	10	7039	Simon Daniel	GBR	36:02	4:52	2:24:44	3:05:36
45	4	7176	Carlos Santamaria Medel	ESP	33:52	5:05	2:26:48	3:05:44
46	5	7153	Mark Booth	GBR	33:11	4:44	2:28:04	3:05:57
47	4	7117	Jose Garcia Martinez	ESP	35:50	5:24	2:25:54	3:07:07
48	11	7047	Ben Phyll	GBR	35:09	4:09	2:28:21	3:07:39
49	12	7051	Carlos Munoz Hernando	SUI	36:59	7:32	2:23:28	3:07:58
50	13	7038	Gary Burman	GBR	33:52	4:23	2:29:47	3:08:01
51	4	7018	Pablo Docal Fernandez	ESP	34:47	4:04	2:29:34	3:08:24
52	5	7025	Paweł Zbierajewski	POL	33:34	3:41	2:31:12	3:08:26
53	4	7010	Josue Fernando Molina Gonzalez	MEX	33:44	4:41	2:30:50	3:09:14

MD Triathlon European Championships - Bilbao

AquaBike - Nemenkénti eredménylista

Férfi Abszolút

Hely.	Kat.h.	Rsz	Név	Nemzet.	Swim	1. Depo	Kerékpár	Cél idő
54	10	7071	Nicholas Huntley	GBR	37:13	5:05	2:27:35	3:09:52
55	1	7185	Birger Frederiksen	DEN	37:21	5:37	2:27:34	3:10:31
56	14	7026	Ángel Almodóvar Tejero	ESP	33:07	5:39	2:32:35	3:11:20
57	5	7005	Mathew Gifford	GBR	34:25	5:08	2:32:14	3:11:46
58	6	7009	Michael Peace	GBR	34:00	4:58	2:33:02	3:12:00
59	7	7004	Zac Boffey	GBR	36:30	5:17	2:30:32	3:12:17
60	9	7096	Philip Harris	GBR	39:55	4:52	2:28:26	3:13:12
61	5	7120	Rafael Tena Porta	ESP	32:35	6:11	2:34:45	3:13:30
62	10	7100	Alastair Ness	GBR	38:13	4:25	2:31:22	3:13:59
63	8	7006	Thomas James	GBR	36:11	4:57	2:32:52	3:13:59
64	11	7085	Iñaki Etxebarrieta Sanchez	ESP	31:44	5:12	2:37:51	3:14:47
65	9	7007	Kenton Jones	GBR	33:21	4:10	2:37:42	3:15:12
66	6	7134	David Morley	GBR	40:27	5:29	2:29:20	3:15:15
67	2	7178	Philippe Gachignat	FRA	35:55	4:51	2:34:58	3:15:43
68	15	7046	Adam Phillips	GBR	36:55	4:44	2:34:15	3:15:53
69	16	7043	Jonathan Holden	GBR	36:19	5:06	2:34:44	3:16:09
70	7	7139	Adrian Wilkins	GBR	33:22	4:33	2:38:29	3:16:23
71	8	7125	Mark Evans	GBR	34:50	7:29	2:34:47	3:17:05
72	12	7092	Matthew Clarkson	GBR	36:15	5:41	2:35:14	3:17:09
73	9	7127	Andy Hayes	GBR	39:55	5:46	2:32:16	3:17:56
74	13	7103	Jonathan Roodhouse	GBR	35:52	6:15	2:35:52	3:17:58
75	6	7166	Sigurd Fabig	GER	34:49	5:30	2:37:54	3:18:11
76	10	7123	Jonathan Batt	GBR	34:48	5:24	2:38:15	3:18:27
77	6	7020	Nicholas Cull	GBR	31:26	5:20	2:42:26	3:19:11
78	7	7174	Joseba Andoni Lorono Yurrebaso	ESP	40:35	7:56	2:31:11	3:19:41
79	8	7147	Angel Fernandez Martinez	ESP	37:47	5:55	2:36:38	3:20:19
80	11	6591	Andy Tuck	GBR	39:13	6:24	2:34:51	3:20:28
81	9	7162	Andrew Pryke	GBR	35:39	4:49	2:40:08	3:20:35
82	14	7099	Dave Murray	GBR	36:12	4:47	2:39:38	3:20:36
83	10	7149	Enric Gil Mares	ESP	40:16	4:11	2:36:19	3:20:45
84	15	7084	Jordi Clavel Jorda	ESP	31:00	7:03	2:42:58	3:21:00
85	11	7148	Joaquin García-Cuevas Holgado	ESP	36:39	5:51	2:38:43	3:21:12
86	12	7124	Lee Blake	GBR	41:00	6:44	2:33:34	3:21:16
87	16	7105	Andrew White	GBR	36:35	7:14	2:37:46	3:21:35
88	17	7088	Frederic Jaeckert	FRA	34:28	6:39	2:41:19	3:22:25
89	12	7173	Marc Bogemans	BEL	37:01	6:10	2:39:32	3:22:42
90	13	7167	Wolfgang Ruttscheidt	GER	38:31	4:58	2:39:29	3:22:57
91	11	7079	Filippo Facci	ESP	34:44	6:44	2:41:43	3:23:10
92	12	7058	Ruben Raul Fuentes Carreras	ESP	33:30	6:34	2:43:22	3:23:25
93	17	7049	David Yarnall	GBR	39:29	6:09	2:38:05	3:23:43
94	13	7121	Iván Valencia Baldoví	ESP	36:36	7:03	2:40:19	3:23:58
95	13	7075	Josh Pert	GBR	38:13	6:51	2:39:01	3:24:03
96	18	7090	Peter Biggs	GBR	36:37	4:57	2:42:48	3:24:21
97	3	7180	Patrick Finn	GBR	36:08	6:59	2:42:00	3:25:06
98	14	7152	Mariano Sanchez De La Flor	ESP	40:42	6:24	2:38:17	3:25:21
99	19	7098	James Moss	GBR	38:08	5:27	2:41:52	3:25:26
100	18	7050	Richard Young	GBR	41:07	7:30	2:37:40	3:26:16
101	14	7070	Jonathan Gubb	GBR	34:19	6:24	2:46:46	3:27:29
102	15	7078	Michael Kennedy	IRL	40:33	5:25	2:41:32	3:27:29
103	19	7044	Hamilton Huxham	GBR	38:44	7:27	2:41:20	3:27:31
104	15	7168	Andreas Seliger	GER	39:13	5:31	2:43:02	3:27:45
105	5	7013	Daniel Cervera Miquel	ESP	42:17	5:24	2:40:12	3:27:52
106	20	7089	Simon Baker	GBR	39:20	5:26	2:43:56	3:28:41

MD Triathlon European Championships - Bilbao

AquaBike - Nemenkénti eredménylista

Férfi Abszolút

Hely.	Kat.h.	Rsz	Név	Nemzet.	Swim	1. Depo	Kerékpár	Cél idő
107	20	7037	Jaime Trainor Goiria	ESP	36:48	4:34	2:47:24	3:28:46
108	14	7115	Francisco Javier Berasaluce Fernandez	ESP	33:55	10:24	2:44:32	3:28:50
109	16	7060	Iñigo Larequi Juan	ESP	35:41	6:42	2:46:59	3:29:21
110	17	7069	James Evans	GBR	41:48	5:22	2:42:56	3:30:05
111	15	7135	Terry O'Regan	GBR	37:22	5:29	2:48:22	3:31:12
112	18	7073	Colin Nadin	GBR	34:10	4:10	2:53:07	3:31:27
113	1	7188	Derek Bardsley	GBR	38:43	7:11	2:45:39	3:31:32
114	16	7128	Stephen Holgate	GBR	34:53	7:27	2:49:31	3:31:50
115	21	7091	Ian Brown	GBR	38:44	7:37	2:45:37	3:31:57
116	17	7142	Pat Linehan	IRL	39:26	6:44	2:46:56	3:33:06
117	1	7196	Michael Smallwood	GBR	37:48	6:52	2:49:17	3:33:57
118	18	7132	Stephen MacDonald	GBR	42:13	4:40	2:47:19	3:34:12
119	16	7151	Jose Manuel Rodriguez Mazon	ESP	32:28	5:35	2:57:08	3:35:11
120	17	7159	Nigel Main	GBR	36:49	6:40	2:52:11	3:35:39
121	18	7154	Christopher Calvert	GBR	40:09	5:49	2:50:04	3:36:01
122	19	7068	Matthew Egan	GBR	39:34	8:02	2:48:59	3:36:34
123	4	7182	Michael Keane	GBR	36:32	7:10	2:52:55	3:36:36
124	19	7136	Lawrie Procter	GBR	41:02	6:56	2:49:04	3:37:02
125	19	7163	Keith Smith	GBR	38:23	5:11	2:53:58	3:37:31
126	20	7156	David Field	GBR	36:48	6:20	2:55:13	3:38:20
127	22	7094	Mark Falkus	GBR	37:40	10:00	2:51:04	3:38:43
128	21	7150	Santiago Guinea Baroja	ESP	42:53	9:49	2:46:03	3:38:43
129	20	7138	David Taft	GBR	38:22	6:52	2:53:50	3:39:03
130	23	7102	Marcus Rendle	GBR	40:24	7:36	2:51:46	3:39:44
131	21	7033	Gonzalo Rico Tejada	ESP	41:08	6:31	2:53:01	3:40:39
132	5	7181	Anthony Hall	GBR	36:31	7:06	2:57:13	3:40:48
133	24	7101	Garry Plant	GBR	41:29	6:17	2:53:28	3:41:13
134	20	7059	Ernesto Garcia Perez	ESP	40:19	6:47	2:54:48	3:41:52
135	22	7158	Martyn Lever	GBR	39:09	5:31	2:58:37	3:43:15
136	21	7137	Michael Savage	GBR	43:32	8:22	2:52:52	3:44:46
137	23	7164	Robert Toms	GBR	43:24	7:53	2:54:31	3:45:46
138	22	7118	Julio Garcia Sanchez	ESP	42:04	7:25	2:56:28	3:45:56
139	21	7065	Marc Bozdogan	GBR	40:50	6:57	2:58:38	3:46:24
140	6	7177	Manuel Canovas Tolino	ESP	40:31	6:50	2:59:15	3:46:35
141	22	7074	Neil Parker	GBR	38:33	5:24	3:05:09	3:49:05
142	7	7184	David Walker	GBR	42:49	6:12	3:01:44	3:50:44
143	24	7157	Clive Holland	GBR	50:15	6:07	2:54:35	3:50:55
144	25	7169	Eugene Clonan	IRL	40:36	6:00	3:10:57	3:57:32
145	8	7183	Michael Morrow	GBR	39:50	6:28	3:13:34	3:59:51
146	2	7192	Rob Heller	NED	47:42	10:55	3:01:25	4:00:01
147	26	7160	Nicholas McNamara	GBR	43:24	7:47	3:11:00	4:02:10
148	23	7133	Andy Matson	GBR	44:40	9:00	3:14:08	4:07:47
149	9	7179	Phillip Crouch	GBR	44:51	9:33	3:15:47	4:10:10
150	24	7116	Toni Floriach I Puig	ESP	42:51	8:26	3:21:13	4:12:28
151	3	7190	Grayhame Fish	GBR	40:32	8:01	3:25:15	4:13:47
152	4	7189	Brian Egdell	GBR	43:15	10:42	3:26:34	4:20:30
		7032	Oscar Ordorica Iñigo	ESP	34:02	4:16	-	-
		7056	Aitor Fernandez Martin	ESP	38:55	6:49	-	-
		7126	Adrian Feasby	GBR	33:41	5:11	—	—
		7029	Ignacio De Blas Herráez	ESP	35:00	3:55	—	—
		7195	Don Hutchinson	GBR	45:53	8:00	—	—
		7191	Manrico Colla	ITA	44:28	12:00	—	—
		7353	Gherardo Mercati	ITA	53:32	13:27	—	—

MD Triathlon European Championships - Bilbao

AquaBike - Nemenkénti eredménylista

Hely.	Kat.h.	Rsz	Név	Nemzet.	Swim	1. Depo	Kerékpár	Cél idő
1	7905		ANDER SANCHEZ ECHEVARRIA	ESP 	24:47	4:18	2:15:36	2:44:40
2	7911		TOM FOKKENS-ANCERY	NED 	30:39	4:01	2:19:30	2:54:09
3	7909		LUKE WILLIAMS	GER 	35:30	5:09	2:29:46	3:10:24
4	7904		CARLOS MONTOYA CAÑO	ESP 	30:36	7:09	2:35:19	3:13:03
5	7907		ALVARO CLERICO RODES	ESP 	35:05	5:49	2:37:39	3:18:31
1	7915		BIRGIT BOEHM	GER 	35:12	6:44	2:39:40	3:21:35
6	7910		BRENDON JACKSON	GBR 	35:47	7:22	2:40:33	3:23:41
7	7908		CARLOS RUIZ-GARMA GOROSTIZA	ESP 	40:44	6:36	2:39:09	3:26:28
8	7193		Miguel Munoz Cruz	ESP 	44:18	5:04	2:40:44	3:30:06
9	7903		MOISÉS MAGDALENA HERNÁNDEZ	ESP 	35:54	10:04	3:00:36	3:46:33
10	7901		GUSTAVO LOPEZ BERRUEZO	ESP 	41:19	5:00	3:08:37	3:54:55
11	7902		JOSEBA IÑAKI ECHEVARRIA LARIZGOITIA	ESP 	46:07	10:03	3:15:56	4:12:06