

MD Triathlon European Championships - Bilbao

AquaBike - Results by category




Female 18-19 Year

Cat.R.	Bib	Name	Country	Úszás	1st Transition	Bike	Finish Time
1	7201	Julie Balcarova	CZE 	31:52	3:46	2:28:05	3:03:41

MD Triathlon European Championships - Bilbao

AquaBike - Results by category

Female 20-24 Year

Cat.R.	Bib	Name	Country	Úszás	1st Transition	Bike	Finish Time
1	7202	Berta Estragués Higuero	ESP 	36:14	5:13	2:47:24	3:28:51
2	7203	Lidia Moreno Moragas	ESP 	40:13	8:02	2:55:41	3:43:55
3	7205	Paige Mcleod	GBR 	38:23	5:57	3:26:57	4:11:16

MD Triathlon European Championships - Bilbao

AquaBike - Results by category





Male 20-24 Year

Cat.R.	Bib	Name	Country	Úszás	1st Transition	Bike	Finish Time
1	7001	Álvaro Cabrero Gutiérrez	ESP 	33:03	4:43	2:26:18	3:04:04

MD Triathlon European Championships - Bilbao

AquaBike - Results by category










Female 25-29 Year

Cat.R.	Bib	Name	Country	Úszás	1st Transition	Bike	Finish Time
1	7207	Irati Mendi Garcia	ESP 	28:12	6:11	2:31:39	3:06:02
2	7210	Dominika Josefova	CZE 	30:07	3:35	2:33:59	3:07:39
3	7209	Tami Stützel	GER 	31:51	4:06	2:39:44	3:15:40
4	7208	Sally Mcdowall	GBR 	40:02	6:56	3:10:41	3:57:39

MD Triathlon European Championships - Bilbao

AquaBike - Results by category








Male 25-29 Year

Cat.R.	Bib	Name	Country	Úszás	1st Transition	Bike	Finish Time
1	7008	Ben Kent	GBR 	32:49	3:27	2:17:31	2:53:45
2	7003	Sebastian Bodilly	GBR 	33:57	4:27	2:15:36	2:53:59
3	7002	Adrian Cea Fol	ESP 	33:07	4:28	2:21:47	2:59:22
4	7010	Josue Fernando Molina Gonzalez	MEX 	33:44	4:41	2:30:50	3:09:14
5	7005	Mathew Gifford	GBR 	34:25	5:08	2:32:14	3:11:46
6	7009	Michael Peace	GBR 	34:00	4:58	2:33:02	3:12:00
7	7004	Zac Boffey	GBR 	36:30	5:17	2:30:32	3:12:17
8	7006	Thomas James	GBR 	36:11	4:57	2:32:52	3:13:59
9	7007	Kenton Jones	GBR 	33:21	4:10	2:37:42	3:15:12

MD Triathlon European Championships - Bilbao

AquaBike - Results by category

Female 30-34 Year

Cat.R.	Bib	Name	Country	Úszás	1st Transition	Bike	Finish Time
1	7213	Grace Gilbert	GBR 	33:29	4:40	2:33:32	3:11:40
2	7211	Jade Anstis	GBR 	37:52	5:35	2:37:38	3:21:04
3	7212	Sara Deakin	GBR 	37:20	4:33	2:43:54	3:25:46
4	7218	Emily Todd	GBR 	35:37	5:50	2:58:54	3:40:20
5	7214	Victoria McMurtha	GBR 	40:04	8:08	2:53:57	3:42:08
6	7215	Alice Murphy	GBR 	35:15	7:17	3:05:57	3:48:28
7	7219	Alexandra Tourbassova	GBR 	41:56	7:18	3:07:54	3:57:07

MD Triathlon European Championships - Bilbao

AquaBike - Results by category












Male 30-34 Year

Cat.R.	Bib	Name	Country	Úszás	1st Transition	Bike	Finish Time
1	7016	Adam Lambrechts	BEL 	27:06	3:43	2:08:55	2:39:43
2	7015	Ross Hamilton	IRL 	31:14	3:47	2:11:59	2:46:59
3	7014	Mikel Txopitea Elorriaga	ESP 	34:33	5:34	2:17:40	2:57:46
4	7012	Mikelats Ardanaz Olaiz	ESP 	34:12	4:24	2:25:58	3:04:33
5	7013	Daniel Cervera Miquel	ESP 	42:17	5:24	2:40:12	3:27:52

MD Triathlon European Championships - Bilbao

AquaBike - Results by category







Female 35-39 Year

Cat.R.	Bib	Name	Country	Úszás	1st Transition	Bike	Finish Time
1	7233	Babette Fokkens-Ancery	NED 	34:05	4:38	2:26:06	3:04:47
2	7222	Ainara Benavente Babace	ESP 	37:55	5:36	2:26:30	3:10:00
3	7232	Emma Williams	GBR 	32:15	5:02	2:34:25	3:11:40
4	7224	Ziortza Villa Villanueva	ESP 	35:02	5:52	2:34:25	3:15:17
5	7221	Carolina Bas López	ESP 	33:28	4:49	2:38:49	3:17:05
6	7229	Louise Kedge	GBR 	36:26	5:40	2:50:18	3:32:23
7	7231	Emma Whysall	GBR 	37:18	5:38	2:54:56	3:37:51
8	7230	Raya Usher	GBR 	36:50	6:10	2:55:03	3:38:02
9	7226	Lucy Edwards	GBR 	39:26	7:31	2:59:51	3:46:46
10	7227	Sarah-Jayne Graves	GBR 	36:31	4:03	3:16:22	3:56:54
11	7223	Amaia Pernia Miranda	ESP 	40:38	8:35	3:19:00	4:08:12

MD Triathlon European Championships - Bilbao

AquaBike - Results by category

Male 35-39 Year

Cat.R.	Bib	Name	Country	Úszás	1st Transition	Bike	Finish Time
1	7023	Kris Whitelaw	GBR 	31:18	3:57	2:11:27	2:46:42
2	7024	Fabian Junk	GER 	34:58	4:41	2:15:35	2:55:14
3	7019	Olivier Hiesse	FRA 	32:25	4:26	2:21:32	2:58:23
4	7018	Pablo Docal Fernandez	ESP 	34:47	4:04	2:29:34	3:08:24
5	7025	Paweł Zbierajewski	POL 	33:34	3:41	2:31:12	3:08:26
6	7020	Nicholas Cull	GBR 	31:26	5:20	2:42:26	3:19:11

MD Triathlon European Championships - Bilbao

AquaBike - Results by category

Female 40-44 Year

Cat.R.	Bib	Name	Country	Úszás	1st Transition	Bike	Finish Time
1	7250	Amy Pritchard	GBR 	29:43	4:23	2:22:42	2:56:47
2	7252	Sandra Wirth	GER 	32:27	4:30	2:29:59	3:06:55
3	7249	Hilary Powell	GBR 	32:47	4:22	2:41:49	3:18:57
4	7246	Claire Martin	GBR 	34:08	6:57	2:38:28	3:19:32
5	7237	Catherine Hollings .	ESP 	34:19	5:38	2:46:01	3:25:57
6	7244	Clare Furze	GBR 	39:29	6:04	2:51:08	3:36:40
7	7240	Clare Crabtree	GBR 	36:29	6:52	2:55:27	3:38:47
8	7251	Kelly Smith	GBR 	42:22	6:16	2:51:12	3:39:50
9	7242	Felicity Dolleymore	GBR 	35:58	5:36	2:58:56	3:40:29
10	7239	Nicki Broad	GBR 	43:47	5:00	2:53:05	3:41:51
11	7238	Marion Lagorce	FRA 	40:51	5:01	2:57:10	3:43:02
12	7243	Suzy Esser	GBR 	37:48	5:51	3:00:16	3:43:53
13	7245	Clíodhna Kennedy	GBR 	42:39	6:41	2:57:38	3:46:58
14	7247	Kate Miller	GBR 	37:40	6:07	3:04:10	3:47:56
15	7236	Isidora Caballero Sanchez	ESP 	34:23	6:14	3:09:31	3:50:08

MD Triathlon European Championships - Bilbao

AquaBike - Results by category

Male 40-44 Year

Cat.R.	Bib	Name	Country	Úszás	1st Transition	Bike	Finish Time
1	7036	Victor Sánchez García	ESP 	32:30	3:47	2:14:49	2:51:05
2	7034	Javier Rodriguez Alonso	ESP 	32:02	3:37	2:17:46	2:53:24
3	7053	Piotr Kurek	POL 	28:44	3:26	2:23:15	2:55:24
4	7035	Ramiro Romero Fresneda	ESP 	33:42	4:49	2:18:33	2:57:04
5	7030	David Marti Codina	ESP 	36:07	4:23	2:19:23	2:59:52
6	7048	Andy Tourell	GBR 	32:09	3:33	2:24:42	3:00:24
7	7045	Nathan Morgan	GBR 	36:03	4:32	2:20:51	3:01:25
8	7028	Jose Luis Bueno Rojas	ESP 	34:16	4:12	2:23:03	3:01:29
9	7042	Andrew Gowland	GBR 	28:40	5:39	2:27:26	3:01:44
10	7039	Simon Daniel	GBR 	36:02	4:52	2:24:44	3:05:36
11	7047	Ben Phyll	GBR 	35:09	4:09	2:28:21	3:07:39
12	7051	Carlos Munoz Hernando	SUI 	36:59	7:32	2:23:28	3:07:58
13	7038	Gary Burman	GBR 	33:52	4:23	2:29:47	3:08:01
14	7026	Ángel Almodóvar Tejero	ESP 	33:07	5:39	2:32:35	3:11:20
15	7046	Adam Phillips	GBR 	36:55	4:44	2:34:15	3:15:53
16	7043	Jonathan Holden	GBR 	36:19	5:06	2:34:44	3:16:09
17	7049	David Yarnall	GBR 	39:29	6:09	2:38:05	3:23:43
18	7050	Richard Young	GBR 	41:07	7:30	2:37:40	3:26:16
19	7044	Hamilton Huxham	GBR 	38:44	7:27	2:41:20	3:27:31
20	7037	Jaime Trainor Goiria	ESP 	36:48	4:34	2:47:24	3:28:46
21	7033	Gonzalo Rico Tejada	ESP 	41:08	6:31	2:53:01	3:40:39
	7032	Oscar Ordorica Iñigo	ESP 	34:02	4:16	-	-
	7029	Ignacio De Blas Herráez	ESP 	35:00	3:55	-	-

MD Triathlon European Championships - Bilbao

AquaBike - Results by category
























Female 45-49 Year

Cat.R.	Bib	Name	Country	Úszás	1st Transition	Bike	Finish Time
1	7255	Virginia Berasategi Luna	ESP 	30:55	3:37	2:23:49	2:58:20
2	7276	Elke Schoenhardt	GER 	34:57	4:35	2:35:38	3:15:09
3	7261	Kathryn Bond	GBR 	36:52	5:37	2:38:42	3:21:11
4	7263	Anna Cullen	GBR 	35:41	5:51	2:41:17	3:22:49
5	7259	Itziar Yarritu Losa	ESP 	33:15	5:49	2:44:56	3:23:58
6	7264	Alyse Graham	GBR 	34:28	4:47	2:45:11	3:24:24
7	7278	Celine Mc Phillips	IRL 	36:15	4:18	2:44:08	3:24:40
8	7266	Victoria Harrison	GBR 	36:04	5:30	2:44:49	3:26:22
9	7267	Elizabeth Mayon White	GBR 	36:25	5:32	2:44:30	3:26:26
10	7265	Claire Gregory	GBR 	38:36	7:03	2:47:56	3:33:34
11	7270	Rachel Pearsons	GBR 	39:51	6:46	2:47:55	3:34:30
12	7273	Alison Stedeford	GBR 	38:57	6:06	2:51:44	3:36:47
13	7277	Daniela Toscano	GER 	43:22	7:32	2:49:57	3:40:49
14	7268	Emma McDermott	GBR 	34:52	4:43	3:03:14	3:42:48
15	7275	Claudia Klok	GER 	40:47	7:06	3:01:18	3:49:10
16	7269	Carol Merritt	GBR 	38:25	6:02	3:07:55	3:52:21
17	7258	Miren Eukene San Jose Fernandez	ESP 	47:59	6:20	3:03:58	3:58:16
18	7257	Marta Madariaga Amat	ESP 	38:13	6:23	3:19:31	4:04:07
19	7271	Sarah Russ	GBR 	38:43	6:39	3:20:44	4:06:05
	7260	Sharon Black	GBR 	37:35	7:59	—	—

MD Triathlon European Championships - Bilbao

AquaBike - Results by category



Male 45-49 Year

Cat.R.	Bib	Name	Country	Úszás	1st Transition	Bike	Finish Time
1	7064	Benoit Bely	GBR 	34:14	3:51	2:14:25	2:52:30
2	7062	Daniel Pla Aguilar	ESP 	34:12	5:46	2:12:58	2:52:56
3	7057	Manuel Angel Froiz Agudo	ESP 	30:56	4:20	2:21:05	2:56:21
4	7063	Albert Serra Mingorance	ESP 	34:54	5:48	2:19:49	3:00:30
5	7067	Sean Collins	GBR 	28:53	4:24	2:28:39	3:01:55
6	7077	David Smelt	GBR 	31:44	5:03	2:26:27	3:03:13
7	7066	Richard Bysouth	GBR 	34:29	4:35	2:24:30	3:03:33
8	7061	Rubén Masnou Ribas	ESP 	33:04	3:27	2:27:09	3:03:39
9	7072	Rob Moon	GBR 	37:31	5:58	2:22:02	3:05:30
10	7071	Nicholas Huntley	GBR 	37:13	5:05	2:27:35	3:09:52
11	7079	Filippo Facci	ESP 	34:44	6:44	2:41:43	3:23:10
12	7058	Ruben Raul Fuentes Carreras	ESP 	33:30	6:34	2:43:22	3:23:25
13	7075	Josh Pert	GBR 	38:13	6:51	2:39:01	3:24:03
14	7070	Jonathan Gubb	GBR 	34:19	6:24	2:46:46	3:27:29
15	7078	Michael Kennedy	IRL 	40:33	5:25	2:41:32	3:27:29
16	7060	Iñigo Larequi Juan	ESP 	35:41	6:42	2:46:59	3:29:21
17	7069	James Evans	GBR 	41:48	5:22	2:42:56	3:30:05
18	7073	Colin Nadin	GBR 	34:10	4:10	2:53:07	3:31:27
19	7068	Matthew Egan	GBR 	39:34	8:02	2:48:59	3:36:34
20	7059	Ernesto Garcia Perez	ESP 	40:19	6:47	2:54:48	3:41:52
21	7065	Marc Bozdogan	GBR 	40:50	6:57	2:58:38	3:46:24
22	7074	Neil Parker	GBR 	38:33	5:24	3:05:09	3:49:05
	7056	Aitor Fernandez Martin	ESP 	38:55	6:49	-	-

MD Triathlon European Championships - Bilbao

AquaBike - Results by category





















Female 50-54 Year

Cat.R.	Bib	Name	Country	Úszás	1st Transition	Bike	Finish Time
1	7311	Gabriele Keck	GER 	31:46	6:01	2:34:13	3:12:00
2	7309	Kathryn Thomas	GBR 	30:45	4:43	2:39:07	3:14:34
3	7292	Fay Barrington	GBR 	37:25	4:50	2:38:28	3:20:42
4	7312	Cathy Cunningham	IRL 	33:50	4:35	2:43:58	3:22:22
5	7302	Sarah Kelman	GBR 	38:29	5:49	2:40:01	3:24:18
6	7293	Sarah Brown	GBR 	35:42	5:12	2:44:35	3:25:29
7	7298	Eleanor Hains	GBR 	34:12	6:22	2:45:32	3:26:05
8	7303	Susie Peart	GBR 	37:39	5:32	2:43:29	3:26:40
9	7282	Belen Aragón Segura	ESP 	36:58	7:32	2:55:19	3:39:49
10	7288	Judith Lluent Vallet	ESP 	38:35	6:10	2:55:58	3:40:41
11	7307	Carina Taylor	GBR 	35:48	5:36	2:59:31	3:40:54
12	7300	Lisa Hill	GBR 	38:38	6:15	2:57:34	3:42:27
13	7299	Amanda Harris	GBR 	44:59	5:25	2:53:17	3:43:41
14	7296	Catherine Else	GBR 	40:39	5:52	3:03:46	3:50:16
15	7291	Aileen Alberts	GBR 	41:01	7:17	3:05:24	3:53:41
16	7305	Tracey Sample	GBR 	40:49	8:32	3:04:56	3:54:16
17	7286	Yolanda Garcia Cotobal	ESP 	40:50	5:05	3:17:13	4:03:07
18	7290	Laura Sararols Ramsay	ESP 	45:34	8:25	3:09:57	4:03:55
19	7289	Helen Jane Sanderson	ESP 	33:48	6:42	3:24:18	4:04:48
20	7310	Alyson Whyatt	GBR 	46:40	5:58	3:16:40	4:09:17
21	7294	Lisa Clarke	GBR 	41:06	7:23	3:23:32	4:12:00
22	7287	Nerea Lareki De Juan	ESP 	43:33	8:38	3:21:29	4:13:39
	7285	María Fernández García-Revilla	ESP 	35:53	10:18	—	—

MD Triathlon European Championships - Bilbao

AquaBike - Results by category














Male 50-54 Year

Cat.R.	Bib	Name	Country	Úszás	1st Transition	Bike	Finish Time
1	7109	Oliver Rau	GER 	30:37	3:34	2:16:41	2:50:51
2	7097	Wayne Hitchcott	GBR 	33:44	4:21	2:16:20	2:54:24
3	7108	Georg Harbauer	GER 	31:41	3:49	2:20:36	2:56:05
4	7107	Simon Wood	GBR 	31:34	4:13	2:20:44	2:56:30
5	7083	Javier Cerdeira Melero	ESP 	31:08	7:06	2:19:50	2:58:03
6	7110	Thomas Schmittinger	GER 	32:29	4:26	2:21:36	2:58:30
7	7082	Juan Ramón Castillo Piedra	ESP 	32:44	5:40	2:25:25	3:03:48
8	7086	Jose Antonio Fernandez Perez	ESP 	35:09	5:08	2:25:17	3:05:34
9	7096	Philip Harris	GBR 	39:55	4:52	2:28:26	3:13:12
10	7100	Alastair Ness	GBR 	38:13	4:25	2:31:22	3:13:59
11	7085	Iñaki Etxebarrieta Sanchez	ESP 	31:44	5:12	2:37:51	3:14:47
12	7092	Matthew Clarkson	GBR 	36:15	5:41	2:35:14	3:17:09
13	7103	Jonathan Roodhouse	GBR 	35:52	6:15	2:35:52	3:17:58
14	7099	Dave Murray	GBR 	36:12	4:47	2:39:38	3:20:36
15	7084	Jordi Clavel Jorda	ESP 	31:00	7:03	2:42:58	3:21:00
16	7105	Andrew White	GBR 	36:35	7:14	2:37:46	3:21:35
17	7088	Frederic Jaeckert	FRA 	34:28	6:39	2:41:19	3:22:25
18	7090	Peter Biggs	GBR 	36:37	4:57	2:42:48	3:24:21
19	7098	James Moss	GBR 	38:08	5:27	2:41:52	3:25:26
20	7089	Simon Baker	GBR 	39:20	5:26	2:43:56	3:28:41
21	7091	Ian Brown	GBR 	38:44	7:37	2:45:37	3:31:57
22	7094	Mark Falkus	GBR 	37:40	10:00	2:51:04	3:38:43
23	7102	Marcus Rendle	GBR 	40:24	7:36	2:51:46	3:39:44
24	7101	Garry Plant	GBR 	41:29	6:17	2:53:28	3:41:13

MD Triathlon European Championships - Bilbao

AquaBike - Results by category

Female 55-59 Year

Cat.R.	Bib	Name	Country	Úszás	1st Transition	Bike	Finish Time
1	7317	Maria Isabel Morillas Fernandez	ESP 	35:21	4:51	2:38:14	3:18:24
2	7332	Sabine Greipel	AUT 	31:45	5:01	2:51:00	3:27:45
3	7324	Mary Knowles	GBR 	37:49	6:39	2:55:47	3:40:14
4	7329	Sarah Thompson	GBR 	40:42	7:27	2:52:09	3:40:17
5	7325	Lorraine Masterton	GBR 	34:08	5:29	3:02:50	3:42:26
6	7330	Rachael Vincent	GBR 	38:23	9:23	2:56:22	3:44:07
7	7320	Kathryn Butt	GBR 	36:09	5:45	3:02:21	3:44:14
8	7319	Dawn Addison Moss	GBR 	37:39	6:36	3:01:47	3:46:02
9	7321	Melanie Clarke	GBR 	39:22	5:06	3:02:30	3:46:57
10	7318	Inmaculada Sánchez Belis	ESP 	36:47	10:32	3:01:56	3:49:14
11	7326	Carol Murray	GBR 	37:25	7:20	3:17:17	4:02:02
12	7322	Kath Finn	GBR 	39:07	15:31	3:08:32	4:03:09
13	7328	Diane Spencer	GBR 	44:42	9:07	3:15:43	4:09:32

MD Triathlon European Championships - Bilbao

AquaBike - Results by category













Male 55-59 Year

Cat.R.	Bib	Name	Country	Úszás	1st Transition	Bike	Finish Time
1	7143	Peter Schott	AUT 	30:05	4:27	2:27:57	3:02:28
2	7141	Michael Bock	GER 	30:50	3:54	2:29:00	3:03:42
3	7119	Gonzalo Gorostiza Arrillaga	ESP 	30:38	5:31	2:28:10	3:04:18
4	7117	Jose Garcia Martinez	ESP 	35:50	5:24	2:25:54	3:07:07
5	7120	Rafael Tena Porta	ESP 	32:35	6:11	2:34:45	3:13:30
6	7134	David Morley	GBR 	40:27	5:29	2:29:20	3:15:15
7	7139	Adrian Wilkins	GBR 	33:22	4:33	2:38:29	3:16:23
8	7125	Mark Evans	GBR 	34:50	7:29	2:34:47	3:17:05
9	7127	Andy Hayes	GBR 	39:55	5:46	2:32:16	3:17:56
10	7123	Jonathan Batt	GBR 	34:48	5:24	2:38:15	3:18:27
11	6591	Andy Tuck	GBR 	39:13	6:24	2:34:51	3:20:28
12	7124	Lee Blake	GBR 	41:00	6:44	2:33:34	3:21:16
13	7121	Iván Valencia Baldoví	ESP 	36:36	7:03	2:40:19	3:23:58
14	7115	Francisco Javier Berasaluce Fernandez	ESP 	33:55	10:24	2:44:32	3:28:50
15	7135	Terry ORegan	GBR 	37:22	5:29	2:48:22	3:31:12
16	7128	Stephen Holgate	GBR 	34:53	7:27	2:49:31	3:31:50
17	7142	Pat Linehan	IRL 	39:26	6:44	2:46:56	3:33:06
18	7132	Stephen MacDonald	GBR 	42:13	4:40	2:47:19	3:34:12
19	7136	Lawrie Procter	GBR 	41:02	6:56	2:49:04	3:37:02
20	7138	David Taft	GBR 	38:22	6:52	2:53:50	3:39:03
21	7137	Michael Savage	GBR 	43:32	8:22	2:52:52	3:44:46
22	7118	Julio Garcia Sanchez	ESP 	42:04	7:25	2:56:28	3:45:56
23	7133	Andy Matson	GBR 	44:40	9:00	3:14:08	4:07:47
24	7116	Toni Floriach I Puig	ESP 	42:51	8:26	3:21:13	4:12:28
	7126	Adrian Feasby	GBR 	33:41	5:11	—	—

MD Triathlon European Championships - Bilbao

AquaBike - Results by category



























Female 60-64 Year

Cat.R.	Bib	Name	Country	Úszás	1st Transition	Bike	Finish Time
1	7341	Andrea Nightingale	GBR 	37:14	5:31	2:35:12	3:17:56
2	7346	Annette Fuglsang Owens	DEN 	38:03	5:18	2:50:56	3:34:15
3	7345	Claudia Kreuzberg	GER 	41:32	8:28	2:45:54	3:35:54
4	7339	Elizabeth Holden	GBR 	37:00	8:15	2:53:42	3:38:56
5	7338	Anne Grant	GBR 	43:33	7:59	2:49:38	3:41:09
6	7337	Claire Graham	GBR 	45:57	6:42	2:50:36	3:43:14
7	7340	Claire Jackson	GBR 	38:11	9:12	3:00:31	3:47:53
8	7342	Miriam Rennet	GBR 	45:01	5:39	3:02:12	3:52:51
9	7344	Andi Husz	GER 	37:52	9:42	3:14:21	4:01:53
10	7335	Carmen Francesch	ESP 	39:04	9:12	3:16:09	4:04:24
11	7343	Ursula Ryder	GBR 	36:19	6:36	3:22:29	4:05:23
12	7336	Cathy Booth	GBR 	46:57	6:29	3:30:10	4:23:35

MD Triathlon European Championships - Bilbao

AquaBike - Results by category





Male 60-64 Year

Cat.R.	Bib	Name	Country	Úszás	1st Transition	Bike	Finish Time
1	7171	Alexander Schawalder	SUI 	30:26	5:09	2:18:57	2:54:32
2	7172	Bernhard Mesicek	AUT 	33:56	8:23	2:21:23	3:03:41
3	7155	Paul Donnelly	GBR 	33:45	4:53	2:25:55	3:04:31
4	7176	Carlos Santamaria Medel	ESP 	33:52	5:05	2:26:48	3:05:44
5	7153	Mark Booth	GBR 	33:11	4:44	2:28:04	3:05:57
6	7166	Sigurd Fabig	GER 	34:49	5:30	2:37:54	3:18:11
7	7174	Joseba Andoni Lorono Yurrebaso	ESP 	40:35	7:56	2:31:11	3:19:41
8	7147	Angel Fernandez Martinez	ESP 	37:47	5:55	2:36:38	3:20:19
9	7162	Andrew Pryke	GBR 	35:39	4:49	2:40:08	3:20:35
10	7149	Enric Gil Mares	ESP 	40:16	4:11	2:36:19	3:20:45
11	7148	Joaquin García-Cuevas Holgado	ESP 	36:39	5:51	2:38:43	3:21:12
12	7173	Marc Bogemans	BEL 	37:01	6:10	2:39:32	3:22:42
13	7167	Wolfgang Ruttscheidt	GER 	38:31	4:58	2:39:29	3:22:57
14	7152	Mariano Sanchez De La Flor	ESP 	40:42	6:24	2:38:17	3:25:21
15	7168	Andreas Seliger	GER 	39:13	5:31	2:43:02	3:27:45
16	7151	Jose Manuel Rodriguez Mazon	ESP 	32:28	5:35	2:57:08	3:35:11
17	7159	Nigel Main	GBR 	36:49	6:40	2:52:11	3:35:39
18	7154	Christopher Calvert	GBR 	40:09	5:49	2:50:04	3:36:01
19	7163	Keith Smith	GBR 	38:23	5:11	2:53:58	3:37:31
20	7156	David Field	GBR 	36:48	6:20	2:55:13	3:38:20
21	7150	Santiago Guinea Baroja	ESP 	42:53	9:49	2:46:03	3:38:43
22	7158	Martyn Lever	GBR 	39:09	5:31	2:58:37	3:43:15
23	7164	Robert Toms	GBR 	43:24	7:53	2:54:31	3:45:46
24	7157	Clive Holland	GBR 	50:15	6:07	2:54:35	3:50:55
25	7169	Eugene Clonan	IRL 	40:36	6:00	3:10:57	3:57:32
26	7160	Nicholas McNamara	GBR 	43:24	7:47	3:11:00	4:02:10

MD Triathlon European Championships - Bilbao

AquaBike - Results by category










Female 65-69 Year

Cat.R.	Bib	Name	Country	Úszás	1st Transition	Bike	Finish Time
1	7349	Liz Ball	GBR 	44:21	7:31	2:50:25	3:42:16
2	7350	Theresa Frost	GBR 	36:26	8:14	3:05:26	3:50:05
3	7352	Joanna Lewis	GBR 	39:22	7:28	3:15:05	4:01:54
4	7351	Stella Lever	GBR 	48:34	7:50	3:35:03	4:31:26

MD Triathlon European Championships - Bilbao

AquaBike - Results by category

Male 65-69 Year

Cat.R.	Bib	Name	Country	Úszás	1st Transition	Bike	Finish Time
1	7185	Birger Frederiksen	DEN 	37:21	5:37	2:27:34	3:10:31
2	7178	Philippe Gachignat	FRA 	35:55	4:51	2:34:58	3:15:43
3	7180	Patrick Finn	GBR 	36:08	6:59	2:42:00	3:25:06
4	7182	Michael Keane	GBR 	36:32	7:10	2:52:55	3:36:36
5	7181	Anthony Hall	GBR 	36:31	7:06	2:57:13	3:40:48
6	7177	Manuel Canovas Tolino	ESP 	40:31	6:50	2:59:15	3:46:35
7	7184	David Walker	GBR 	42:49	6:12	3:01:44	3:50:44
8	7183	Michael Morrow	GBR 	39:50	6:28	3:13:34	3:59:51
9	7179	Phillip Crouch	GBR 	44:51	9:33	3:15:47	4:10:10

MD Triathlon European Championships - Bilbao

AquaBike - Results by category






Female 70-74 Year

Cat.R.	Bib	Name	Country	Úszás	1st Transition	Bike	Finish Time
	7354	Anne Fish	GBR 	48:47	10:49	—	—

MD Triathlon European Championships - Bilbao

AquaBike - Results by category



Male 70-74 Year

Cat.R.	Bib	Name	Country	Úszás	1st Transition	Bike	Finish Time
1	7188	Derek Bardsley	GBR 	38:43	7:11	2:45:39	3:31:32
2	7192	Rob Heller	NED 	47:42	10:55	3:01:25	4:00:01
3	7190	Grayhame Fish	GBR 	40:32	8:01	3:25:15	4:13:47
4	7189	Brian Egdell	GBR 	43:15	10:42	3:26:34	4:20:30
	7191	Manrico Colla	ITA 	44:28	12:00	—	—

MD Triathlon European Championships - Bilbao

AquaBike - Results by category

Male 75-79 Year

Cat.R.	Bib	Name	Country	Úszás	1st Transition	Bike	Finish Time
1	7196	Michael Smallwood	GBR 	37:48	6:52	2:49:17	3:33:57
	7195	Don Hutchinson	GBR 	45:53	8:00	—	—

MD Triathlon European Championships - Bilbao

AquaBike - Results by category

Male 80-84 Year

Cat.R.	Bib	Name	Country	Úszás	1st Transition	Bike	Finish Time
	7353	Gherardo Mercati	ITA 	53:32	13:27	—	—

MD Triathlon European Championships - Bilbao

AquaBike - Results by category





Female OPEN

Cat.R.	Bib	Name	Country	Úszás	1st Transition	Bike	Finish Time
1	7915	BIRGIT BOEHM	GER 	35:12	6:44	2:39:40	3:21:35

MD Triathlon European Championships - Bilbao

AquaBike - Results by category

Male OPEN

Cat.R.	Bib	Name	Country	Úszás	1st Transition	Bike	Finish Time
1	7905	ANDER SANCHEZ ECHEVARRIA	ESP 	24:47	4:18	2:15:36	2:44:40
2	7911	TOM FOKKENS-ANCERY	NED 	30:39	4:01	2:19:30	2:54:09
3	7909	LUKE WILLIAMS	GER 	35:30	5:09	2:29:46	3:10:24
4	7904	CARLOS MONTOYA CAÑO	ESP 	30:36	7:09	2:35:19	3:13:03
5	7907	ALVARO CLERICO RODES	ESP 	35:05	5:49	2:37:39	3:18:31
6	7910	BRENDON JACKSON	GBR 	35:47	7:22	2:40:33	3:23:41
7	7908	CARLOS RUIZ-GARMA GOROSTIZA	ESP 	40:44	6:36	2:39:09	3:26:28
8	7193	Miguel Munoz Cruz	ESP 	44:18	5:04	2:40:44	3:30:06
9	7903	MOISÉS MAGDALENA HERNÁNDEZ	ESP 	35:54	10:04	3:00:36	3:46:33
10	7901	GUSTAVO LOPEZ BERRUEZO	ESP 	41:19	5:00	3:08:37	3:54:55
11	7902	JOSEBA IÑAKI ECHEVARRIA LARIZGOITIA	ESP 	46:07	10:03	3:15:56	4:12:06